

SPECIFICATION SHEET

TL358B

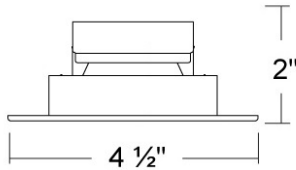
3-1/2 INCH SHOWER SERIES TRIM

BLACK RING

FROSTED OPAL LENS

TRIM DETAILS

DIMENSIONS—



TRIM

Trim is mounted into housing with 2 flexible trim clips. Provides the perfect amount of light for a commercial or residential application where mounting height is between 8 to 15 foot ceiling height. A subtle beam pattern for wet areas.

CHOOSE A LAMP

Replaceable 10Watt GU10 LED

PART NUMBER:

LEDGU10FL2700KWH90

90+ CRI 2700K 7.5WATT
120V DIMMABLE LED BULB
50,000 Hrs Warranty



PART NUMBER:

LEDGU10FL3000KWH90

90+ CRI 3000K 7.5WATT
120V DIMMABLE LED BULB
50,000 Hrs Warranty



PART NUMBER:

LEDGU10FL2700KKBK90

90+ CRI 2700K 7.5WATT
120V DIMMABLE LED BULB
50,000 Hrs Warranty



PART NUMBER:

LEDGU10FL3000KKBK90

90+ CRI 3000K 7.5WATT
120V DIMMABLE LED BULB
50,000 Hrs Warranty



FIXTURE TYPE:

PROJECT:

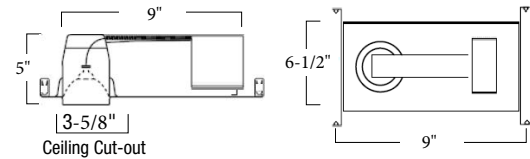
PART NUMBER:

NOTES:

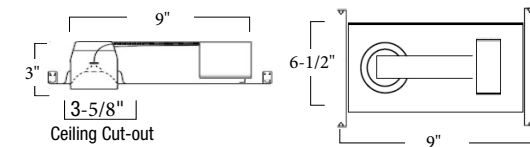
CHOOSE A HOUSING

IC-RATED NEW CONSTRUCTION AIR-TIGHT HOUSINGS

H350LGICQA -TALL HOUSING 3-1/2 LED GU10 SERIES

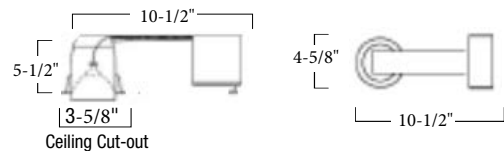


H350LGSICQA -SHALLOW HOUSING 3-1/2 LED GU10 SERIES

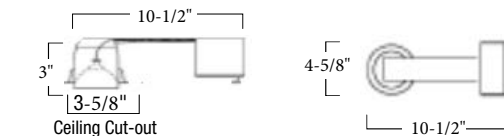


IC-RATED RETRO-FIT AIR-TIGHT HOUSINGS

H350LGRICQA -TALL RETRO-FIT HOUSING 3-1/2 LED GU10 SERIES



H350LGSRICQA -SHALLOW RETRO-FIT HOUSING 3-1/2 LED GU10 SERIES



ELECTRICAL RATINGS AND APPROVALS

cULus Rated In Canada or United States
Washington State Approved Meets or exceeds
ASTM-283 Air-Tight



RATED AT 10 WATTS

120V

✓ Insulated Ceilings

✓ Airtight (Some locations may require Vapor Bag)

PART NUMBER EXAMPLE:

TL358W-LEDGU10FL2700KWH90-H350LGICQA