

SPECIFICATION SHEET



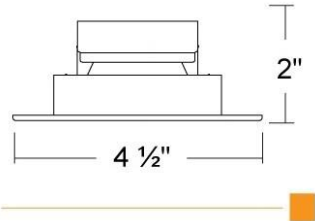
TL3574CH

- 3-1/2" Square Trim with Adjustable Socket
- Lamp Socket Swivels for Aiming
- Chrome Fixed Reflector with White Trim

FIXTURE TYPE:
PROJECT:
PART NUMBER:
NOTES:

TRIM DETAILS

DIMENSIONS



TRIM

Trim is mounted into housing with 2 flexible trim clips. The 3-1/2 Inch aperture provides the perfect amount of light for a commercial or residential application where mounting height is between 8 to 15-foot ceiling height. The subtle beam pattern ensure light is reflected where it's required.

CHOOSE A LAMP

Replaceable 10Watt GU10 LED

PART NUMBER: LEDGU10FL2700KWH90

90+ CRI 2700K 7.5WATT 120V DIMMABLE LED BULB 50,000 Hrs Warranty



PART NUMBER: LEDGU10FL3000KWH90

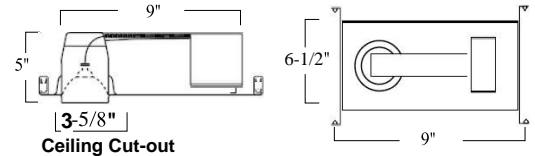
90+ CRI 3000K 7.5WATT 120V DIMMABLE LED BULB 50,000 Hrs Warranty



CHOOSE A HOUSING

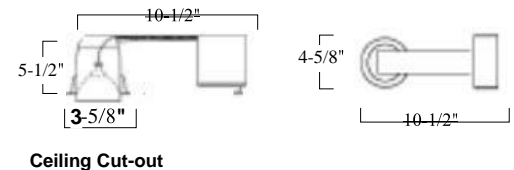
IC-RATED NEW CONSTRUCTION AIR-TIGHT HOUSINGS

H350LGICQA -TALL HOUSING 3-1/2 LED GU10 SERIES



IC-RATED RETRO-FIT AIR-TIGHT HOUSINGS

H350LGRICQA -TALL RETRO-FIT HOUSING 3-1/2 LED GU10 SERIES



ELECTRICAL RATINGS AND APPROVALS

*cULus Rated In Canada or United States
Washington State Approved Meets or
exceeds ASTM-283 Air-Tight*



RATED AT 10 WATTS

120V

✓ Insulated Ceilings

✓ Airtight (Some locations may require Vapor Bag)

PART NUMBER EXAMPLE:

TL3574CH-LEDGU10FL2700KWH90-H350LGIC

