

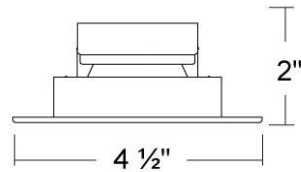
SPECIFICATION SHEET

TL3546W

3-1/2 INCH SQUARE RECESSED LIGHTING TRIM
FIXED WHITE REFLECTOR AND WHITE RING

TRIM DETAILS

DIMENSIONS—



TRIM

Trim is mounted into housing with 2 flexible trim clips. The 3-1/2 Inch aperture provides the perfect amount of light for a commercial or residential application where mounting height is between 8 to 15-foot ceiling height. The subtle beam pattern ensure light is reflected where it's required.

CHOOSE A LAMP

Replaceable 10Watt GU10 LED

PART NUMBER: **LEDGU10FL2700KWH90**

90+ CRI 2700K 7.5WATT 120V DIMMABLE
LED BULB 50,000 Hrs Warranty



PART NUMBER: **LEDGU10FL3000KWH90**

90+ CRI 3000K 7.5WATT 120V DIMMABLE
LED BULB 50,000 Hrs Warranty



FIXTURE TYPE:

PROJECT:

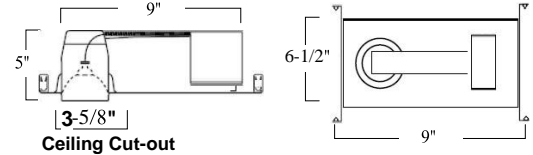
PART NUMBER:

NOTES:

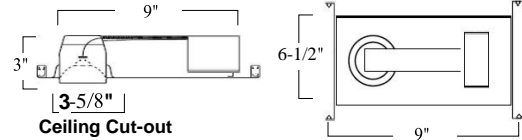
CHOOSE A HOUSING

IC-RATED NEW CONSTRUCTION AIR-TIGHT HOUSINGS

H350LGICQA -TALL HOUSING 3-1/2 LED GU10 SERIES

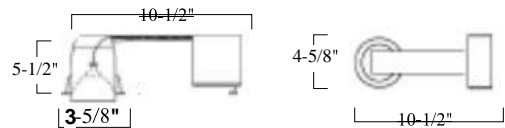


H350LGSICQA -SHALLOW HOUSING 3-1/2 LED GU10 SERIES



IC-RATED RETRO-FIT AIR-TIGHT HOUSINGS

H350LGRICQA -TALL RETRO-FIT HOUSING 3-1/2 LED GU10 SERIES



Ceiling Cut-out

H350LGSRICQA -SHALLOW RETRO-FIT HOUSING 3-1/2 LED GU10 SERIES



Ceiling Cut-out

ELECTRICAL RATINGS AND APPROVALS

*cULus Rated In Canada or United States
Washington State Approved Meets or
exceeds ASTM-283 Air-Tight*

RATED AT 10 WATTS

✓ Insulated Ceilings

✓ Airtight (Some locations may require Vapor Bag)



120V

PART NUMBER EXAMPLE:

TL3546W-LEDGU10FL2700KWH90-H350LGIC