

AXITE
LIGHTING INC






WE MAKE
IT EASY!

Artists Collection

Illuminate with the Artists Collection... Named after famous painters, sculptures, and artists who's works have inspired the creativity in design and light to idealize and bring to life the beauty in nature.

The products in this offering have been created to perform with longevity in mind. The luminaries will outlast any environment and continually provide dramatic, efficient, and safe illumination for years.

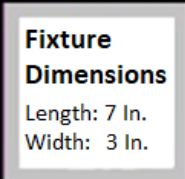


the MONET

Illuminate the Night with Monet...
you provide the ideas inspiration and
the design Then choose the Monet
fixture as the tool to make it last.

Designed to specification grade
quality, named after one of the most
famous painters who have impacted
how we look at nature, life, and light.

MT-o-BLK



the BOTTICELLI

Provides versatility to perform in the toughest Canadian environments provides peace of mind.


The flexibility to for this flush cap fixture to be used as an uplight or downlight easily allows changes within the lighting design without having to switch out the fixture style.

BC-o-BLK



Fixture Dimensions

Length: 6 In.
Width: 2.5 In.



MR16

12v-AC



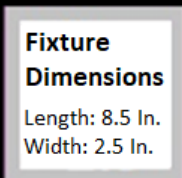


the PICASSO

Light up the Night with Picasso... It's a satisfying feeling installing the Picasso and recognizing the quality.

The angled cap style comes in very useful when it's put to work painting the night and creating a dramatically stunning effect. A fixture that holds true to the reputation of the artist.

PS-o-BLK



the REMBRANDT

This fixture has been installed on many jobs in Canada, typically in areas that require reduced glare.

We recently stopped by a job where these extended cap style fixtures were installed these 3 years ago and the lights look like they just came out of the box.

RT-o-BLK



Fixture Dimensions

Length: 8.5 In.
Width: 2.5 In.



MR16

12v-AC





the CHRISTO

Create the Night with Christo... Our favorite hidden gem used to create an intimate scene in any landscape.

The small size and angled cap allows us to tuck in the light and control the beam spill while at the same time highlighting the garden art for visual impact with the angled Cap.

CR-0-BLK



Fixture Dimensions
Length: 4.5 In.
Width: 1.6 In.



the CALLOT


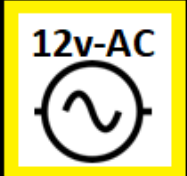
When you want to see night time illumination at its best but still hide the fixture away then we suggest using the Callot.

Compact, efficient, and built to last, always a top choices for lighting niche areas. Accepts an MR11 ir Bi-Pin LED lamp and produces a great lighting effect with the flush cap.

CT-o-BLK



Fixture Dimensions
Length: 4 In.
Width: 1.6 In.



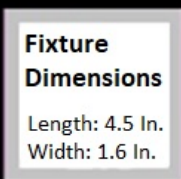


the BELLINI

Small and elegant and unobtrusive is the best way to describe this extended cap fixture.


Designed for reduced glare applications. It's small and compact yet highly durable. Suggested use is on any job that requires some niche lighting as well as beam control with the extended cap.

BL-0-BLK



the
**Artists
Collection**





the **TITIAN**

Guiding the way with the Titian... A very well constructed path light that provides excellent light levels exactly where you want it. We recently stopped by a site these were installed on last year and it looks like it did the same day the contractor installed them.

TN-0-BLK

12v-AC



BI-PIN

**Fixture
Dimensions**

Width: 5.5 In.
Height: 19 In.



WWW.AXITELIGHTING.COM

AXITE
LIGHTING INC



the MIRO

Directing the flow with the Miro...This fixture offers the right wedge pattern for stair lighting and area lighting. Anytime you are lighting a multilevel landscape and want to create a light-border we suggest using the Miro.

MR-0-BLK

Fixture Dimensions

Width: 1.6 In.
Height: 12 In.



BI-PIN

12v-AC





the DALI

Area illumination with Dali... This light fixture provides a 360* soft glow when placed within the landscape.

The Dali has been our #1 suggested choice for lighting open areas with shrubs and low level plants.

DL-0-BLK

12v-AC



BI-PIN

Fixture Dimensions

Width: 1.6 In.
Height: 12 In.



the KLEE

Brighten the area with the Klee... We think the subtle yet effective light output from the Klee really tops our list. So many lighting jobs need a niche path light that can offer the warm glow needed to create the balance of uniformity within a great lighting design.



KL-0-BLK

Fixture Dimensions


Width: 4 In.
Height: 12 In.



BI-PIN

12v-AC



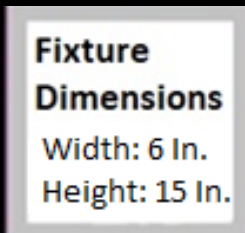


the **CALDER**

Painting the Night with Calder...
Often specified as our "go-to" path
light this fixture works great in areas
that require a transition between
levels in the landscape.

A respected light level to create that
soft glow for marking egress points
within the landscape.

CL-0-BLK



the SAVILLE

Lighten the way with Saville... At night this fixture blends perfectly into the landscape and provides the proper amount of light where you need it.

Used as staple fixture for most landscape lighting project installations the Saville has proven to be a very high quality fixture that also blends well within the landscape.

SV-0-BLK




Fixture Dimensions
 Width: 9 In.
 Height: 18 In.



BI-PIN

12v-AC



the **FARADAY**

Energize it with the Faraday... You've provided the ideas, the inspiration, and the design, now choose bring it to light using the Faraday!

Powder Coated X-former
FD-75-BK (75 Watts)
FD-150-BK (150 Watts)
FD-300-BK (300 Watts)

Lighting control technology...

Be sure to inquire about the latest in lighting control options for your landscape system. As technology advances rapidly Axite has decided to support the principal of control being non-integrated and easily replaceable. We feel this will provide a wider offering for installers with clients who wish to easily integrate their landscape lighting system with other forms of control throughout their residence.



the FARADAY

Designed to specification grade quality, named after one of the most famous Scientists who have impacted how we energize light and transform darkness into illumination.


- Stainless Steel X-former**
- FD-75-SS (75 Watts)**
- FD-150-SS (150 Watts)**
- FD-300-SS (300 Watts)**



Using LED Light Bulbs?

Be sure to add 25% to your total wattage calculations because when an LED lamp first turns on it will have an In-rush requirement (uses more wattage) to energize.





**MADE IN
CANADA**