
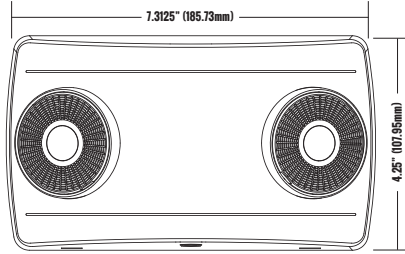


CATALOG #		TYPE
PROJECT		DATE
PREPARED BY		

**PRODUCT CODE: ER200WH-BUR4 LED DUAL HEAD EMERGENCY LIGHT**



**HOUSING/MOUNTING**

The Etlin-Daniels ER200WH-BUR4 LED Dual Head Compact Emergency Light is constructed of high impact, ABS Thermoplastic with a UL 5VA flame rating. The modern, low profile design is a compliment to all decors.

An innovative, snap together design allows for fast and simple installation.

Spider pattern knockouts for wall or ceiling mounting.

Adjustable LED round type lens heads at 2 x 2W.

LED Heads operate in DC mode.


**FEATURES**

- Compact, LED Dual Head Emergency Light with Remote Capability.
- May power additional remote heads up to 3.6V 2W with additional battery.
- 250lm for 2 LED emergency head operation.
- 120-277V AC operation.
- .45W at 120V // .60W at 277V.
- AC charging operation with DC BATTERY BACKUP.
- Test switch & charge rate indicator.
- 90 minute battery backup - Ni-Mh.
- 24 hour recharge after 90 minute discharge
- 48 hour recharge after 90 minute discharge when using remote heads.
- Suitable for damp location.
- cULus approved.
- 3 year limited warranty.

**PRODUCT SPECIFICATIONS (OPTICAL & ELECTRICAL DATA)**

LED TYPE	LED QTY	VOLTAGE	POWER FREQUENCY	POWER FACTOR
ZOKO	2 CHIPS	120V - 277V	50 - 60HZ	> .90

**PRODUCT SPECIFICATIONS (OTHERS)**

FIXTURE MATERIAL	LIFE SPAN	STORAGE TEMP	OPERATING TEMP	PRODUCT DIMENSIONS	CARTON SIZE	
ABS THERMOPLASTIC	>50,000 HOURS	+10°C - +45°C 50°F - 113°F	+10°C - +45°C 50°F - 113°F	7.3125 X 2.1875 X 4.25 INCHES (185.73 X 55.56 X 107.95 MM)	8 X 2.25 X 4.50 INCHES (203.2X 57.15 X 114.3 MM)	

**ADDITIONAL INFORMATION**

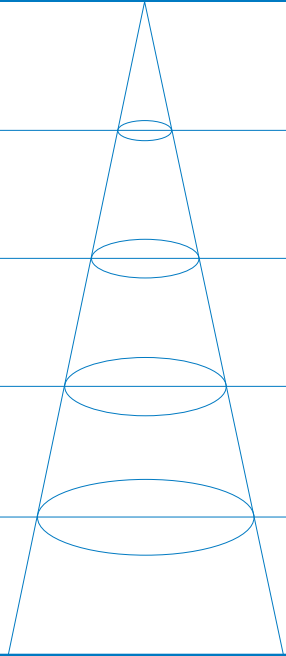
INSTALLATION METHOD	FIXTURE COLOR	OPERATION TYPE
CEILING MOUNT/WALL MOUNT	WHITE	LED HEADS OPERATE IN DC MODE // REMOTE HEADS OPERATE IN DC MODE

CATALOG #		TYPE
PROJECT		DATE
PREPARED BY		

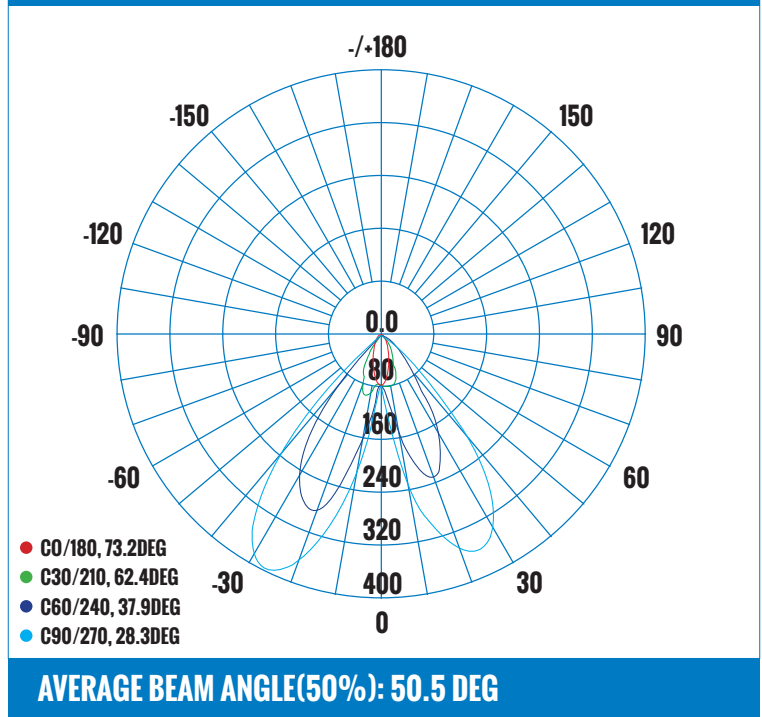
**PRODUCT CODE: ER200WH-BUR4      LED DUAL HEAD EMERGENCY LIGHT**

**LUMINAIRE PHOTOMETRIC (TEST REPORT)**

**ILLUMINANCE (AT A DISTANCE) - FLUX OUT: 32.95LM**

3.281FT 1M	14.57,27.531FC 156.8,296.3LX		1.652FT 50.36CM
6.562FT 2M	3.643,6.881FC 39.21,74.07LX		3.304FT 100.71CM
9.843FT 3M	1.619,3.058FC 17.43,32.92LX		4.956FT 151.07CM
13.12FT 4M	0.9107,1.720FC 9.802,18.52LX		6.608FT 201.42CM
16.4FT 5M	0.5828,1.101FC 6.273,11.85LX		8.261FT 251.78CM
<b>HT</b>	<b>EAVG/EMAX</b>	<b>ANGLE: 28.26DEG</b>	<b>DIA</b>

**LUMINOUS INTENSITY DISTRIBUTION DIAGRAM**



**CERTIFICATIONS**



**DRIVER/LED CHIP**



**ACCESSORIES**

**REPLACEMENT BATTERY  
NMB-3.6V-1500**

**ORDERING INFORMATION - ER SERIES**

SERIES	MODEL	COLOR	FUNCTION	VOLTAGE	HEADS	WATTAGE
E.G. ER	200	WH	B	U	R	4
ER - EMERGENCY	200 - MODEL	WH - WHITE	B - SELF POWERED	U - 120-277V	R - ROUND	4 - 4W

Head Office - 1850 Wilson Ave. · Toronto, ON · M9M 1A1 · Tel: 416.741.7336 · Fax: 416.741.9104

Toll Free: in Canada. 1.800.661.9610 · in USA. 1.888.762.5384 (SOCKETS4U)

www.etlin-daniels.com · For sales/service questions · sales@etlin.com