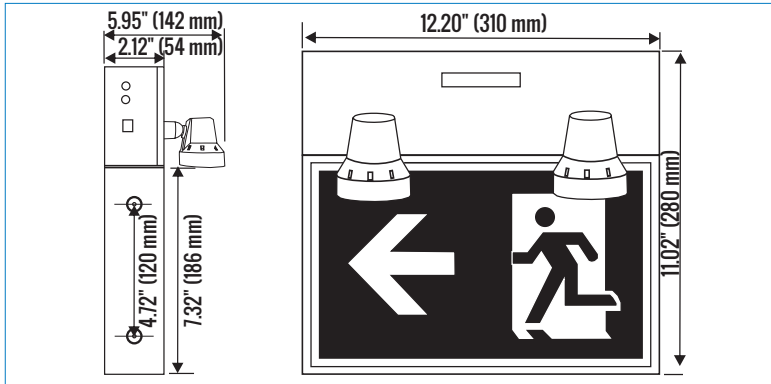


PRODUCT CODE: EC302WHM-A13-BB-GU-10RC
LED METAL EMERGENCY BATTERY UNIT WITH DUAL HEADS


HOUSING/MOUNTING

The new Etlin-Daniels EC302WHM-A13-BB-GU-10RC LED Running Man Battery Combo Exit Sign is constructed with a durable steel housing and thermo-plastic combo 5W LED heads. The LED light source is evenly distributed on the Running Man pictograms. The easy-to-install design can be ceiling and side mounted, and the back spider knockout pattern provides for simple wall mounting.

2 fully adjustable 5W combo heads provide directional emergency illumination and 3 Running Man pictogram legends are supplied for directional orientation - single & double sided. The internal battery can drive 24W of remote heads at 6VDC. LED's operate in AC mode and emergency DC mode.

WATTAGE CAPACITY

VOLTAGE	30 min	60 min	90 min	120 min
6V	34W	18W	12W	10W


FEATURES

- Compact steel LED Running Man Combo Battery Unit
- 3 pictogram legends for directional orientation
- Single & double sided // ceiling, wall and side mount
- 120V and 347V dual input operation
- Ultrabright LED panel for emergency mode
- 2 x 5W fully adjustable heads
- Test switch and charge indicator
- Built-in LAB 6V 6000MA battery for minimum 120 minutes emergency operation
- 24 hour recharge time
- Suitable for damp locations
- CSA Certified
- 3 year limited warranty

PRODUCT SPECIFICATIONS (OPTICAL & ELECTRICAL DATA)

LED TYPE	LED QTY	VOLTAGE	POWER FREQUENCY	POWER FACTOR
5 LED ROUND	10 PCS	120V/347V	50/60HZ	120V - .90 347V - .90

PRODUCT SPECIFICATIONS

WATTAGE	FIXTURE MATERIAL	LIFE SPAN	STORAGE TEMP	OPERATING TEMP	PRODUCT DIMENSIONS	CARTON SIZE	
10.5W-120V 12.5W-347V	METAL STEEL	>50,000 HOURS	-10°C~+40°C +14°F~+104°F	-5°C~+30°C +23°F~+104°F	12.20 X 5.59 X 11.02 INCHES (310 X 142 X 280 MM)	15.15 X 8.07 X 13.18 INCHES (385 X 205 X 335 MM)	

ADDITIONAL INFORMATION

INSTALLATION METHOD

CEILING MOUNT/WALL MOUNT

FIXTURE COLOR

WHITE METAL CONSTRUCTION

OPERATION TYPE

LED CIRCUITS IN NORMAL (AC INPUT) AND EMERGENCY (DC INPUT) MODES / DIRECTIONAL LED HEADS OPERATION IN DC MODE / REMOTE HEADS OPERATE IN DC MODE

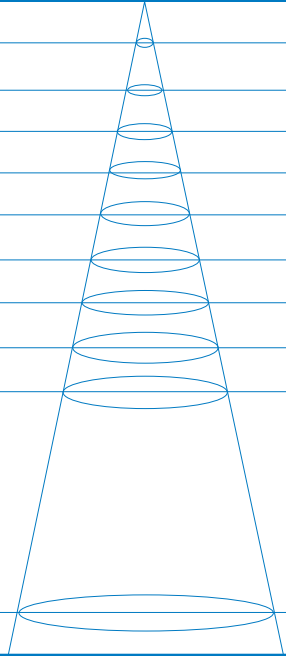
CATALOG #		TYPE
PROJECT		DATE
PREPARED BY		

PRODUCT CODE: EC302WHM-A13-BB-GU-10RC

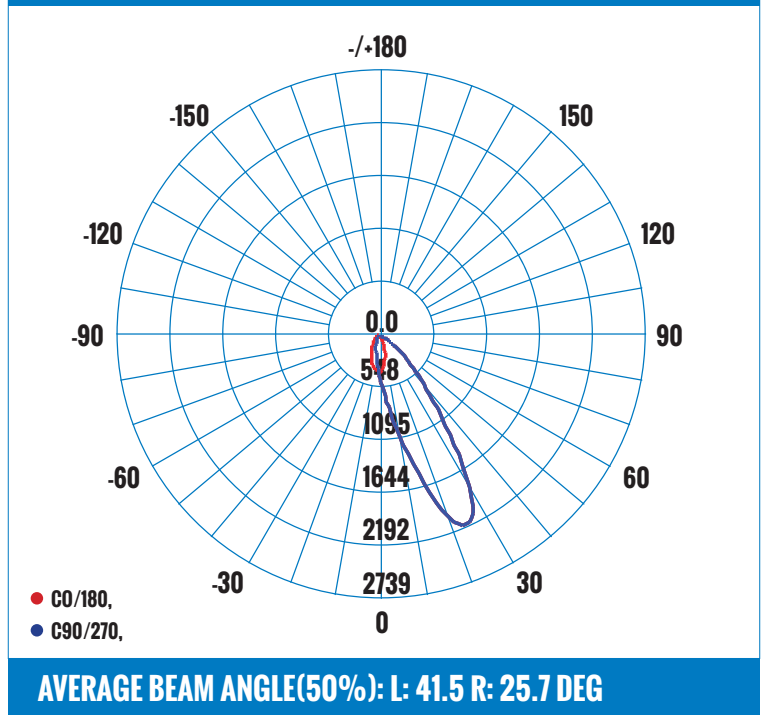
LED METAL EMERGENCY BATTERY UNIT WITH DUAL HEADS

LUMINAIRE PHOTOMETRIC (TEST REPORT)

ILLUMINANCE (AT A DISTANCE) -

13.12FT 4M	2.33, 12.73FC 25.13, 136.97LX		1.90FT 0.58CM	
16.40FT 5M	1.49, 8.14FC 16.09, 87.66LX		1.90FT 0.58CM	
19.69FT 6M	1.04, 5.66FC 11.17, 60.88LX		2.85FT 0.87CM	
22.97FT 7M	0.76, 4.16FC 8.21, 44.73LX		2.85FT 0.87CM	
26.25FT 8M	0.58, 3.18FC 6.28, 34.24LX		3.81FT 0.87CM	
29.53FT 9M	0.46, 2.51FC 4.96, 27.06LX		4.28FT 1.30CM	
32.81FT 10M	0.37, 2.04FC 4.02, 21.92LX		4.28FT 1.30CM	
36.09FT 11M	0.31, 1.68FC 3.32, 18.11LX		4.28FT 1.30CM	
39.37FT 12M	0.26, 1.41FC 2.79, 15.22LX		5.71FT 1.74CM	
49.21FT 15M	0.17, 0.90FC 1.79, 9.74LX		37.31FT 11.37CM	
HT	EAVG/EMAX		ANGLE: 41.5DEG	DIA

LUMINOUS INTENSITY DISTRIBUTION DIAGRAM



CERTIFICATIONS



ACCESSORIES

**REPLACEMENT BATTERY
LAB-6V-6000 MA**

ORDERING INFORMATION - EC SERIES

SERIES	MODEL	COLOR	INPUT VOLTAGE	VOLTAGE	BATTERY	FACE COLOR	MOUNTING	WATTAGE	REMOTE
E.G. EC	302	WHM	A	13	BB	G	U	10	RC
EC - EXIT / LIGHT COMBO	302 - MODEL	WHM - WHITE METAL	A - AC	13 - 120/347V	BB - BATTERY BACKUP	G - GREEN	U - UNIVERSAL	2 X 5W	RC - REMOTE CAPABILITY

Head Office - 1850 Wilson Ave. · Toronto, ON · M9M 1A1 · Tel: 416.741.7336 · Fax: 416.741.9104

Toll Free: in Canada. 1.800.661.9610 · in USA. 1.888.762.5384 (SOCKETS4U)

www.etlin-daniels.com · For sales/service questions - sales@etlin.com