

Project
Schedule / Date
Notes
Catalog Number

Product Description

With a full array of A lamps, naturalLED® offer various replacement for incandescent lamps. Direct replacement lamps for your decorative lighting, which is free of mercury and lead, UL listed and dimmability functions.

Our A19 comes in the choice of 6 watt, 9 watt, 10 watt and 12 watt to replace your existing incandescent up to 75 watt, saving up to 84% of energy. Introducing our new 15 watt A21 replaces your existing incandescent up to 100 watt. It is a great value energy efficient lamp, using less energy and lasts up to 25,000 hours average life.

naturalLED® lamps are ideal lighting solution for track lights, display lights, hotel boutiques, residential, retail, museum lighting and any hospitality applications.



Features & Benefits

- ▶ Energy Star Certified
- ▶ Damp Location
- ▶ Direct replacement and Instant On
- ▶ Up to 84% energy savings
- ▶ Uniform and consistent color
- ▶ Contains no mercury or lead
- ▶ UL/cUL Listed

Specifications

- ▶ Input line voltage: 120V
- ▶ Rated 15,000-25,000 hours average life
- ▶ Beam Angle: Omni
- ▶ Operating temperature: -22°F ~ 122°F

Applications

- ▶ Display Case Lighting
- ▶ Track Lighting
- ▶ Recessed Downlight
- ▶ Accent Lighting
- ▶ General Lighting
- ▶ Residential Lighting
- ▶ Restaurant Lighting

Types of LED Lamps




What is Enclosed Fixture *SUITABLE*

Why need "Enclosed Fixture Suitable"?
LED bulb is very sensitive to heat. When you install a LED bulb in an enclosed fixture, the heat generated by LED has no where to go. It increase the temperature in the fixture and will shorten LED bulb's life time, damage to the bulb, and risk of fire.



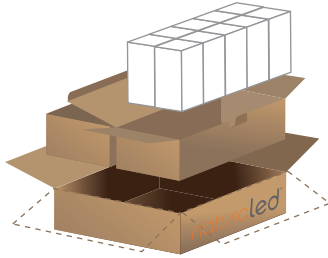

Ordering Information

	Code	Description	CCT	Watt	Lumen	Equiv Wattage	CRI	Finish	Voltage	Base	Beam Angle	Rated Hrs	
A19	5946	LED6A19/48L/827	2700K	6	480	40	>80	Coated	120V	E26	Omni	25,000	•
	5919	LED6A19/48L/830	3000K	6	480	40	>80	Coated	120V	E26	Omni	25,000	•
	5947	LED6A19/48L/840	4000K	6	480	40	>80	Coated	120V	E26	Omni	25,000	•
	5948	LED6A19/48L/850	5000K	6	480	40	>80	Coated	120V	E26	Omni	25,000	•
	5920	LED9A19/80L/827	2700K	9	800	60	>80	Coated	120V	E26	Omni	25,000	•
	5976	LED9A19/80L/830	3000K	9	800	60	>80	Coated	120V	E26	Omni	25,000	•
	5921	LED9A19/80L/840	4000K	9	800	60	>80	Coated	120V	E26	Omni	25,000	•
	5922	LED9A19/80L/850	5000K	9	800	60	>80	Coated	120V	E26	Omni	25,000	•
	5859	LED10A19/80L/927	2700K	10	800	60	>90	Coated	120V	E26	Omni	25,000	•
	5860	LED12A19/110L/827	2700K	12	1,100	75	>80	Coated	120V	E26	Omni	25,000	•
	5977	LED12A19/110L/830	3000K	12	1,100	75	>80	Coated	120V	E26	Omni	25,000	•
	5831	LED12A19/110L/840	4000K	12	1,100	75	>80	Coated	120V	E26	Omni	25,000	•
5832	LED12A19/110L/850	5000K	12	1,100	75	>80	Coated	120V	E26	Omni	25,000	•	
Enclose Fixture	5918	LED9A19/EC/80L/GU24/827	2700K	9	800	60	>80	Coated	120V	GU24	Omni	25,000	•
	5980	LED9A19/EC/80L/827	2700K	9	800	60	>80	Coated	120V	E26	Omni	25,000	•
Candle G	5837	LED5CAB/32L/E12/27K	2700K	5	325	40	>80	Clear	120V	E12	-	15,000	•
	5838	LED5CAB/32L/E12/30K	3000K	5	325	40	>80	Clear	120V	E12	-	15,000	•
	5839	LED5CAB/32L/E12/50K	5000K	5	325	40	>80	Clear	120V	E12	-	15,000	•
	5781	LED5CAB/32L/E26/27K	2700K	5	325	40	>80	Clear	120V	E26	-	25,000	•
	5814	LED6G25/45L/27K	2700K	6	450	40	>80	Coated	120V	E26	Flood	15,000	•
A21	5957	LED15A21/160L/827	2700K	15	1,600	100	>80	Coated	120V	E26	Omni	25,000	•
	5962	LED15A21/160L/830	3000K	15	1,600	100	>80	Coated	120V	E26	Omni	25,000	•
	5963	LED15A21/160L/840	4000K	15	1,600	100	>80	Coated	120V	E26	Omni	25,000	•
	5964	LED15A21/160L/850	5000K	15	1,600	100	>80	Coated	120V	E26	Omni	25,000	•

Product Dimension

<p>6 Watt A19 Weight: 1.7-oz</p> 	<p>9W/ 10W Weight: 2.1-oz</p> 	<p>9W EC /12W Weight: 2.2-oz</p> 	<p>A21 Weight: 6.4-oz</p> 
<p>GU24 -A19 Weight: 3.5-oz</p> 	<p>Globe Weight: 1.9-oz</p> 	<p>Candle E12 Weight: 1.8-oz</p> 	<p>Candle E26 Weight: 2.1-oz</p> 

Package

<p>A19 A21 G25</p>  <p>Package (Master) 20</p>	<p>Candle</p>  <p>Package (Master) 100</p>
---	---