

**SPECIFICATIONS**

**Certifications/Qualifications**

ADA Compliant	No
Prop65	No
Dark Sky Compliant	No
	<a href="http://kichler.com/warranty">kichler.com/warranty</a>

**Dimensions**

Height	19.5"
Weight	1.3125 LBS

**Electrical**

Input Voltage	12 V
---------------	------

**Light Source**

Light Source	Bulb
Lamp Included	Included
# Of Bulbs/LED Modules	1
Max Or Nominal Watt	24.4 W
Lamp Type	S8
Socket Type	Wedge (Wedge Base)

**Mounting/Installation**

Interior/Exterior	Exterior Product
Mounting Style	GROUND STAKE
Mountable On Wall Or Ceiling	No
Mounting Weight	1.31 LBS
Modular	No
Lead Wire Length	35
Wire Connectors	Wire Nuts

**FIXTURE ATTRIBUTES**




**Housing/Glass**

Primary Material	Aluminum
Shade Included	No
Shade Dimensions	6 DIA X 2.65H

**Product/Ordering Information**

SKU	15315BKT
Finish	Textured Black
UPC	783927042697

**Finishes**

-  Textured Architectural Bronze
-  Textured Architectural Bronze
-  Textured Black



**ALSO IN THIS FAMILY**



15005AZT



15005BKT



15064AZT



15205AZT



15205BKT



15211AZT