# Specification Grade Receptacle
## Application and Buyer's Guide

HUBBELL

***Featuring NEW Tamper-Resistant and Weather-Resistant Duplex Receptacles to meet 2008 NEC® Code Requirements***

**HBL® Extra Heavy Duty Industrial Series**

**Hubbell-Pro Heavy Duty Industrial Series**

**Hubbell Specification Grade Commercial Series**

RoHS Compliant Products

HUBBELL®
Wiring Device-Kellems

www.hubbell-wiring.com

# Tamper-Resistant and Weather-Resistant Duplex Receptacles

## Tamper Resistant



**New**
***Tamper-Resistant Duplex Receptacles***

Comply with NEC 406.11
Comply with NEC 210.52

All 125V, 15A and 20A receptacles shall be listed tamper-resistant receptacles per NEC Article 406.11, "Tamper-Resistant Receptacles in Dwelling Units".

## Weather Resistant

**New**
***Weather-Resistant Duplex Receptacles***

Comply with NEC 406.8(A)

All 125V and 250V, 15A and 20A receptacles shall be listed as weather resistant type per NEC Article 406.8, "Receptacles in Damp and Wet Locations".

These symbols appear throughout for easy identification.

Day Care Centers

Waiting Rooms

Lobbies

Schools

## What Do These Code Requirements Mean?

**Tamper-Resistant (TR)** receptacles incorporate internal mechanisms to limit access to energized internal components.

This new TR requirement is mandatory for use in dwelling unit outlets. There are also many other applications where the use of TR receptacles can provide an additional level of electrical safety.

**Weather-Resistant (WR)** receptacles installed outdoors and in other wet and damp locations are subject to more demanding temperature variations, direct sunlight and unusual mechanical abuse than those in a typical dry environment. Hubbell's WR receptacles are designed to withstand these environments and conditions



Washdown Areas

Transit Centers

Amusement Parks

Open Air Markets

This logo indicates that products comply with all requirements of the European Union's directive to limit the use of specific materials in electrical and electronic product.

# Hubbell's Specification Grade Duplex and GFCI Receptacles

## Hubbell HBL® Extra Heavy Duty Industrial Series

Pages 6 - 11

Receptacles that represent the standard of innovation and design excellence unparalleled in the industry. Used in the toughest environments.

***Benefits***

- Superior Impact Resistance
- Circuit Identification
- Reduced Heat Build Up
- Low Resistance to Ground Path

## Hubbell-Pro Heavy Duty Industrial Series

Pages 12 - 13

Receptacles that combine heavy duty performance with value engineered construction for today's demanding electrical contractor. In addition to standard devices, the Hubbell-Pro series also includes **SNAP*Connect*™** receptacles. SNAP*Connect*™ receptacles save over three minutes of installation time when compared to conventionally wired devices.

***Benefits***

- Excellent Conductivity
- Compact Design
- Galvanized Steel Strap

**SNAP*Connect*™ *Benefits***

- Super Quick Installation
- Increased Safety, No Live Terminals
- Consistent, Reliable Installation
- Compact Size

## Hubbell Specification Grade Commercial Series

Pages 14 - 17

Receptacles that are all new for 2008. Expanded breadth of line to include side and back wired BR and Style Line® Decorator Series.

***Benefits***

- Durable Construction
- Installation Ease
- Fork Terminal Capable
- Self Grounding

## Hubbell GFCI Series

Pages 18- 21

Hubbell's GFCI receptacle series provides an extensive offering including tamper-resistant versions.

***Benefits***

- Mis-Wire Prevention
- End-of-Life Diagnostics
- Tamper-Resistant Series
- Self Test Diagnostic Series
- Industrial Grade and Commercial Series

# Hubbell Selection Matrix

## HBL® Extra Heavy Duty Industrial Series

| | Construction | Performance |
|---|---|---|
| HBL5362<br>HBL8300<br>HBL53CM62 | Extra heavy duty industrial grade face lasts longest in the most abusive applications.<br>Deep body, nylon design holds contacts securely. Exclusive barbed assembly prevents face/base separation.<br>Valox® Hospital Grade face for maximum impact and chemical resistance. | High strength brass alloy power contacts with patented bypass design to withstand abrupt pullout abuse.<br>Nickel plated contacts on Hospital Grade and Chem-Marine maximizes corrosion resistance. |
| HBL5352<br>HBL5342<br>HBL8300H<br>HBL2162 | Compact design with narrow nylon face for tight fitting, heavy duty, multi-gang and specialty OEM applications.<br>Heavy duty strap locks into base and top. | Brass alloy with modified bypass design provides low resistance connections. |

## Hubbell-Pro Series

| | Construction | Performance |
|---|---|---|
| 5352A<br>5362 | Additional nylon ribbing designed in face for heavy duty applications. | Brass tandem triple wipe contacts. |
| SNAP5362<br>SNAP8300 | Additional nylon ribbing designed in face for heavy duty applications. | Brass tandem triple wipe contacts. |

## Commercial Series

| | Construction | Performance |
|---|---|---|
| CR20<br>BR20<br>DR20 | Nylon face and base, durable design. | Brass power contacts. |

## Summary of Major Changes to the 2008 National Electrical Code®

| | |
|---|---|
| 210.8(A)(2) | Exceptions on GFCIs in dwelling garages were removed. All 15A and 20A, 125V receptacles in garages must be GFCI protected. Receptacles in garage ceiling installations must be GFCI protected. Also 15A and 20A, 125V receptacles for specific appliances (such as freezers) on individual branch circuits in garages must now be GFCI protected. |
| 210.8(A)(5) | Exceptions on GFCIs in dwelling basements were removed, all 15A and 20A, 125V receptacles in basements must be GFCI protected. 15A and 20A, 125V receptacles in basements that are not readily accessible must be GFCI protected. Also 15A and 20A, 125V receptacles for specific appliances (such as freezers) on individual branch circuits in basements must now be GFCI protected. |
| 210.8(B)(4) | All outdoor 15A and 20A, 125V receptacles must be GFCI protected (not just those accessible to public). |
| 210.8(B)(5) | All 15A and 20A, 125V receptacles installed within 6 ft. (1.8m) of sinks need GFCI protection. Exceptions are certain labs and patient care areas outside of the patients' bathrooms in health care facilities. |
| 406.4(G) | Receptacles cannot be enclosed with other switches or receptacles adjacent that exceed 300V unless there is a barrier. |

| Installation | Ground Path |
|---|---|
| Convenient circuit ID label. External backwire terminals for strand bundling and visual assurance.<br>Extended apron barrier shields terminals.<br>Stainless steel self-grounding clip and backwire ground terminal. | Most reliable single-piece brass ground strap with integral ground contacts enhances safety.<br>Exclusive four point ground on Hospital Grade. |
| Compact fit. Stainless steel auto-ground clip. | Heavy duty Wrap-around strap with riveted ground contacts. |

| Installation | Ground Path |
|---|---|
| Oversized terminal screws.<br>Self-grounding staple. | Wrap-around galvanized strap with single piece ground contacts. |
| Audible positive snap connection.<br>Self-grounding staple. | Continuous all brass grounding. |

| Installation | Ground Path |
|---|---|
| Quickwire anchor for side wiring.<br>Easy access split circuit tab.<br>Self-grounding staple. | Wrap-around galvanized strap with reliable riveted ground contacts. |

| | |
|---|---|
| **406.8(A)** | 15A and 20A, 125V and 250V, nonlocking receptacles in damp or wet locations now must be Listed as Weather-Resistant. |
| **406.11** | 15A and 20A, 125V receptacles in dwelling units are now required to be Listed as Tamper Resistant. |
| **422.51** | GFCI protected outlets now required for plug-and-cord-connected vending machines manufactured or remanufactured before January 1, 2005, being newly installed. |
| **422.52** | GFCI protection now required for electric drinking fountains. |
| **708.10(A)(2)** | Relating to Homeland Security. The cover plate or the receptacle itself that supplies COPS (Critical Operations Power Systems) shall have a distinctive color or marking so to be readily identifiable. |

# HBL® Extra Heavy Duty Industrial Series

Fed.Spec.

## Features and Benefits

Use HBL® Extra Heavy Duty Industrial Series receptacles when durability and resilience are required.

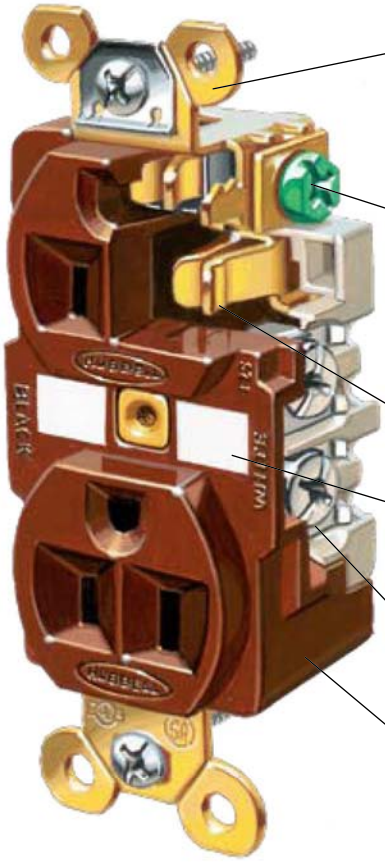

Low resistance of fault currents
- One-piece brass integral ground strap

Back wired ground terminal
- Faster, easier installation

Greater contact force and reduced heat buildup
- Exclusive bypass contact design

Quick, sure circuit identification
- I.D. marking surface

Designed for quick inspection
- External bundling terminals (patent pending) contain wire strands

Increased impact resistance
- Deep nylon body design

### HBL® Extra Heavy Duty Industrial Series 15 and 20 Ampere 125 Volts

2-Pole, 3-Wire Grounding

HBL®

Corrosion Resistant

Isolated Ground

| Description | Color | 15A 125V NEMA 5-15R 0.5 HP | 20A 125V NEMA 5-20R 1 HP |
|---|---|---|---|
| Flush, nylon face, back and side wired multiple drive screws. | Brown | **HBL5262** | **HBL5362** |
| | Ivory | **HBL5262I** | **HBL5362I** |
| | White | **HBL5262W** | **HBL5362W** |
| | Gray | **HBL5262GY** | **HBL5362GY** |
| | Black | **HBL5262BK** | **HBL5362BK** |
| | Red | **HBL5262R** | **HBL5362R** |
| Corrosion resistant. | Ivory | **HBL52CM62I** | — |
| | Yellow | **HBL52CM62** | **HBL53CM62** |
| On a 4 in. (101.6mm) round cover. | Brown | **HBL5282** | — |
| Isolated ground. | Ivory | **IG5262I** | **IG5362I** |
| | White | — | **IG5362W** |
| | Gray | **IG5262GY** | **IG5362GY** |
| | Red | **IG5262R** | **IG5362R** |
| | Orange | **IG5262** | **IG5362** |

Fed.Spec.

## HBL® Extra Heavy Duty Industrial Series Weather Resistant, 15 and 20 Ampere, 125 Volts

2-Pole, 3-Wire Grounding

HBL®

Corrosion Resistant

Isolated Ground

15A 125V
NEMA 5-15R
0.5 HP

20A 125V
NEMA 5-20R
1 HP

| Description | Color | Catalog Numbers | |
|---|---|---|---|
| Flush, nylon face, back and side wired multiple drive screws. | Brown | **HBL5262WR** | **HBL5362WR** |
| | Ivory | **HBL5262IWR** | **HBL5362IWR** |
| | White | **HBL5262WWR** | **HBL5362WWR** |
| | Gray | **HBL5262GYWR** | **HBL5362GYWR** |
| | Black | **HBL5262BKWR** | **HBL5362BKWR** |
| | Red | **HBL5262RWR** | **HBL5362RWR** |
| Isolated ground. | Ivory | **IG5262IWR** | **IG5362IWR** |
| | White | **—** | **IG5362WWR** |
| | Gray | **IG5262GYWR** | **IG5362GYWR** |
| | Red | **IG5262RWR** | **IG5362RWR** |
| | Orange | **IG5262WR** | **IG5362WR** |
| Corrosion resistant. | Ivory | **HBL52CM62I** | **—** |
| | Yellow | **HBL52CM62** | **HBL53CM62** |

## HBL® Extra Heavy Duty Industrial Series Single Receptacle 15 and 20 Ampere, 125 Volts

2-Pole, 3-Wire Grounding

| Description | Color | Catalog Numbers | |
|---|---|---|---|
| Flush, nylon face, back and side wired, multiple drive screws. | Brown | **HBL5261** | **HBL5361** |
| | Ivory | **HBL5261I** | **HBL5361I** |
| | White | **—** | **HBL5361W** |
| | Gray | **—** | **HBL5361GRY** |
| | Black | **HBL5261BK** | **HBL5361BK** |
| Isolated ground. | Orange | **IG5261** | **IG5361** |
| Flush, nylon face, back and side wired, multiple drive screws. Ring terminal connections. | Brown | **HBL5261RT** | **HBL5361RT** |
| | White | **HBL5261WRT** | **—** |
| | Yellow | **HBL5261YRT** | **—** |
| Weather Resistant, flush, nylon face, back & side wired, multiple drive screws. | Brown | **HBL5261WR** | **HBL5361WR** |
| | Ivory | **HBL5261IWR** | **HBL5361IWR** |
| | Gray | **—** | **HBL5361GRYWR** |
| Isolated ground. | Orange | **IG5261WR** | **IG5361WR** |
| Corrosion resistant. | Yellow | **HBL52CM61** | **HBL53CM61** |

## HBL® Extra Heavy Duty Industrial Series Single Receptacle 15 and 20 Ampere, 125 Volts

2-Pole, 3-Wire Grounding

| Description | Color | Catalog Numbers | |
|---|---|---|---|
| Panel mount on 1.94 in. (49.3mm) centers. | Brown | **HBL5284** | **HBL5357** |
| Panel mount on 1.75 in. (44.5mm) centers. | Brown | **HBL5258** | **HBL5358** |
| | Ivory | **HBL5258I** | **—** |

## HBL® Extra Heavy Duty Industrial Series Style Line® Duplex Receptacle 15 and 20 Ampere, 125 Volts

2-Pole, 3-Wire Grounding

HBL®

Isolated Ground

| Description | Color | Catalog Numbers | |
|---|---|---|---|
| Flush, nylon face, back and side wired. | Brown | **HBL2152** | **HBL2162** |
| | Ivory | **HBL2152I** | **HBL2162I** |
| | White | **HBL2152WA** | **HBL2162WA** |
| | Office White | **HBL2152OW** | **HBL2162OW** |
| | Gray | **HBL2152GY** | **HBL2162GY** |
| | Black | **HBL2152BK** | **HBL2162BK** |
| Isolated Ground. | Gray | **—** | **IG2162GY** |
| | Orange | **IG2152** | **IG2162** |

# HBL® Extra Heavy Duty Hospital Grade

Fed.Spec.

## Features and Benefits




Corrosion resistant
- One-piece nickel-plated integral ground strap

Redundant grounding
- Secondary ground contact

Greater contact force and reduced heat buildup
- Unique bypass contact design

Sure circuit identification
- I.D. marking surface

High impact and chemical resistance
- Deep Valox® body design

**HBL® Extra Heavy Duty Hospital Grade**
**15 and 20 Ampere**
**125 Volts**
2-Pole, 3-Wire Grounding

HBL®

Illuminated

Isolated Ground

**15A 125V**
**NEMA 5-15R**
0.5 HP

**20A 125V**
**NEMA 5-20R**
1 HP

| Description | Color | Catalog Numbers | |
|---|---|---|---|
| Flush, thermoplastic polyester face, back and side wired, multiple drive screws. | Brown | **HBL8200** | **HBL8300** |
| | Ivory | **HBL8200I** | **HBL8300I** |
| | White | **HBL8200W** | **HBL8300W** |
| | Light Almond | **HBL8200LA** | **HBL8300LA** |
| | Gray | **HBL8200GY** | **HBL8300GY** |
| | Red | **HBL8200R** | **HBL8300R** |
| Flush, illuminated face, back and side wired, multiple drive screws. | Ivory | **HBL8200ILI** | **HBL8300ILI** |
| | White | **HBL8200ILW** | **HBL8300ILW** |
| | Gray | **HBL8200ILGY** | **HBL8300ILGY** |
| | Red | **HBL8200ILR** | **HBL8300ILR** |
| Isolated ground. | Orange | **IG8200** | **IG8300** |
| | Red | **IG8200R** | **IG8300R** |

Valox® is an engineered thermopastic trademark for its high impact and chemical resistance properties.

**15A 125V**
**NEMA 5-15R**
0.5 HP

**20A 125V**
**NEMA 5-20R**
1 HP

## HBL® Extra Heavy Duty Hospital Grade, Tamper Resistant 15 and 20 Ampere, 125 Volts

2-Pole, 3-Wire Grounding




| Description | Color | Catalog Numbers | |
|---|---|---|---|
| Flush, thermoplastic polyester face with wire leads. | Brown | **HBL8200SGA** | **HBL8300SGA** |
| | Ivory | **HBL8200SGIA** | **HBL8300SGIA** |
| | White | **HBL8200SGWA** | **HBL8300SGWA** |
| | Light Almond | **HBL8200SGLA** | **HBL8300SGLA** |
| | Gray | **HBL8200SGGYA** | **HBL8300SGGYA** |
| | Red | **HBL8200SGRA** | **HBL8300SGRA** |

## HBL® Extra Heavy Duty Hospital Grade, Slender/Compact, Duplex Receptacles 15 and 20 Ampere 125 Volts

2-Pole, 3-Wire Grounding

| Description | Color | Catalog Numbers | |
|---|---|---|---|
| Flush, thermoplastic polyester face, back and side wired, multiple drive screws, Fed Spec Verified. | Brown | **HBL8200H** | **HBL8300H** |
| | Ivory | **HBL8200HI** | **HBL8300HI** |
| | White | **HBL8200HW** | **HBL8300HW** |
| | Light Almond | **HBL8200HLA** | **HBL8300HLA** |
| | Gray | **HBL8200HG** | **HBL8300HG** |
| | Red | **HBL8200HR** | **HBL8300HR** |

## HBL® Extra Heavy Duty Hospital Grade, Style Line® Duplex Receptacles 15 and 20 Ampere 125 Volts

2-Pole, 3-Wire Grounding

| Description | Color | Catalog Numbers | |
|---|---|---|---|
| Flush, nylon face, back, and side wired, multiple drive screws. | Brown | **HBL2172** | **HBL2182** |
| | Ivory | **HBL2172I** | **HBL2182I** |
| | White | **HBL2172WA** | **HBL2182WA** |
| | Office White | **—** | **HBL2182OW** |
| | Gray | **HBL2172GY** | **HBL2182GY** |
| | Red | **HBL2172R** | **HBL2182R** |
| Isolated ground. | Ivory | **—** | **IG2182I** |
| | White | **—** | **IG2182WA** |
| | Orange | **—** | **IG2182** |

## HBL® Extra Heavy Duty Hospital Grade, Single Receptacles 15 and 20 Ampere 125 Volts

2-Pole, 3-Wire Grounding

| Description | Color | Catalog Numbers | |
|---|---|---|---|
| Flush, nylon face, back and side wired Fed Spec Verified. | Brown | **HBL8210** | **HBL8310** |
| | Ivory | **HBL8210I** | **HBL8310I** |
| | White | **HBL8210W** | **HBL8310W** |
| | Almond | **—** | **HBL8310AL** |
| | Gray | **HBL8210GY** | **HBL8310GY** |
| | Red | **HBL8210R** | **HBL8310R** |
| Panel mount on 1 15/16 in. (49.2mm) centers. | Brown | **HBL8284** | **—** |
| | Ivory | **HBL8284I** | **HBL8384I** |
| Isolated ground. | Orange | **IG8210** | **IG8310** |

# HBL® Compact Extra Heavy Duty Industrial Series

Fed.Spec.

## Features and Benefits




Installation ease
- Stainless steel self-grounding clip

Reduced heat buildup
- .032 in. thick brass triple wipe power contacts

Fast, reliable termination
- Eight hole clamp type back wiring

Supports multi-gang application
- Narrow nylon body design

**HBL® Compact Extra Heavy Duty Industrial Series 15 and 20 Ampere 125 Volts**
2-Pole, 3-Wire Grounding

| Description | Color | 15A 125V NEMA 5-15R 0.5 HP | 20A 125V NEMA 5-20R 1 HP |
|---|---|---|---|
| Flush, nylon face, back and side wired. | Brown | **HBL5252** | **HBL5352** |
| | Ivory | **HBL5252I** | **HBL5352I** |
| | White | **HBL5252W** | **HBL5352W** |
| | Gray | **HBL5252GY** | **HBL5352GY** |
| | Black | **HBL5252BK** | **HBL5352BK** |
| | Red | **HBL5252R** | **HBL5352R** |
| | Blue | **—** | **HBL5352BL** |
| On 4 in. (101.6mm) round cover. | Brown | **HBL5253** | **—** |
| Flush, nylon face, side wired only. | Brown | **HBL5242** | **HBL5342** |
| | Ivory | **HBL5242I** | **HBL5342I** |
| | White | **HBL5242W** | **HBL5342W** |
| | Gray | **HBL5242GY** | **HBL5342GY** |

**HBL® Compact Extra Heavy Duty Industrial Series 15 and 20 Ampere 125 Volts**
2-Pole, 3-Wire Grounding

| Description | Color | Catalog Numbers | |
|---|---|---|---|
| Flush, thermoplastic polyester face, back, and side wired, multiple drive screws, Fed Spec Verified. | Brown | **HBL8200H** | **HBL8300H** |
| | Ivory | **HBL8200HI** | **HBL8300HI** |
| | White | **HBL8200HW** | **HBL8300HW** |
| | Gray | **HBL8200HG** | **HBL8300HG** |
| | Red | **HBL8200HR** | **HBL8300HR** |

Fed.Spec.

## Features and Benefits




Unique face design accepts up to four straight, angle or molded plugs.

Heavy duty, impact resistant housing.

Heavy duty, triple wipe, brass power and ground contacts.

### Four-in-One Receptacle

4-PLEX® is a perfect solution for outlet scarce locations. This receptacle can be mounted on a single or two gang flush outlet box or on a non-metallic portable box for temporary power applications. If mounted on a 4 in. square box, this product complies with 2008 NEC® Article 406.2 (B). Available in industrial grade, hospital grade, isolated ground and surge protected versions. Accessories include mounting plates and portable outlet boxes.

### 4-PLEX® Receptacles 15 and 20 Ampere 125 Volts

2-Pole, 3-Wire Grounding

| Description | Color | 15A 125V NEMA 5-15R 0.5 HP | 20A 125V NEMA 5-20R 1 HP |
|---|---|---|---|
| Specification Grade | Brown | **HBL415** | **HBL420** |
| | Ivory | **HBL415I** | **HBL420I** |
| | White | **HBL415W** | **HBL420W** |
| | Gray | **HBL415GY** | **HBL420GY** |
| | Black | **HBL415BK** | **HBL420BK** |
| Hospital Grade | Brown | **HBL415H** | **HBL420H** |
| | Ivory | **HBL415HI** | **HBL420HI** |
| | White | **HBL415HW** | **HBL420HW** |
| | Gray | **—** | **HBL420HGY** |
| | Red | **HBL415HR** | **HBL420HR** |
| Isolated Ground | Orange | **IG415** | **IG420** |

### 4-PLEX® Receptacles Accessories

| Description | Color | Catalog Numbers |
|---|---|---|
| 4-PLEX® adapter plates for 1- and 2-gang, and 4 in. (101.6mm) square device boxes. | Brown | **HBL4AP** |
| | Ivory | **HBL4API** |
| | White | **HBL4APW** |
| | Gray | **HBL4APGY** |
| | Red | **HBL4APR** |
| | Orange | **HBL4APO** |

## Features and Benefits



**Installation ease**
- Self-grounding staple

**Abuse resistant**
- Mechanically reinforced face

**Excellent conductivity**
- Brass triple wipe contacts
- Oversized terminal screws

**Sturdy construction**
- Wrap-around galvanized steel strap

### Hubbell-Pro Heavy Duty Industrial Series 15 and 20 Ampere 125 Volts

2-Pole, 3-Wire Grounding

| Description | Color | 15A 125V NEMA 5-15R 0.5 HP | 20A 125V NEMA 5-20R 1 HP |
|---|---|---|---|
| Flush, nylon face, back and side wired. | Brown | **5252AB** | **5352AB** |
| | Ivory | **5252AI** | **5352AI** |
| | White | **5252AW** | **5352AW** |
| | Office White | **5252AOW** | **5352AOW** |
| | Almond | **5252AAL** | **5352AAL** |
| | Light Almond | **5252ALA** | **5352ALA** |
| | Gray | **5252AG** | **5352AG** |
| | Black | **5252ABLK** | **5352ABLK** |
| | Red | **5252AR** | **5352AR** |
| Isolated ground. | Orange | **5252IG** | **5352IG** |
| Finder-groove, nylon face. | Brown | **5262B** | **5362B** |
| | Ivory | **5262I** | **5362I** |
| | White | **5262W** | **5362W** |
| | Office White | **5262OW** | **5362OW** |
| | Almond | **5262AL** | **5362AL** |
| | Light Almond | **5262LA** | **5362LA** |
| | Gray | **5262G** | **5362G** |
| | Black | **5262BLK** | **5362BLK** |
| | Red | **5262R** | **5362R** |
| | Blue | **—** | **5362BL** |
| Weather Resistant. | Brown | **5262WR** | **5362WR** |
| | Ivory | **5262IWR** | **5362IWR** |
| | White | **5262WWR** | **5362WWR** |
| | Gray | **5262GYWR** | **5362GYWR** |
| | Black | **5262BKWR** | **5362BKWR** |

# Hubbell-Pro Heavy Duty SNAP*Connect*™

Fed.Spec.

## Time Savings

Rough-in the SNAP*Connect*™ terminal instead of pigtails.
*Save One Minute!*

Remove protective packaging. Snap the duplex to the circuit.
*Save Over Three Minutes!*

Tighten mounting screws, attach wallplate and trim out complete.
*Less Than One Minute!*

Installation ease
- Modular design
- Stainless steel self-grounding clip

SNAP-In Termination
- Secure, easy grip latch
- Audible SNAP, indicates solid connection

Inspection with power on
- Clear housing
- No exposed terminals

Requires minimal box space
- Compact size
- Clean finished look
- Heavy duty industrial construction



15A 125V
NEMA 5-15R
0.5 HP

20A 125V
NEMA 5-20R
1 HP

### Hubbell-Pro Heavy Duty SNAP*Connect*™ Series 15 and 20 Ampere 125 Volts

2-Pole, 3-Wire Grounding

| Description | Color | Catalog Numbers | |
|---|---|---|---|
| Flush, nylon face, back and side wired. | Brown | **SNAP5262** | **SNAP5362** |
| | Ivory | **SNAP5262I** | **SNAP5362I** |
| | White | **SNAP5262W** | **SNAP5362W** |
| | Office White | **SNAP5262OW** | **SNAP5362OW** |
| | Almond | **SNAP5262AL** | **SNAP5362AL** |
| | Light Almond | **SNAP5262LA** | **SNAP5362LA** |
| | Gray | **SNAP5262GY** | **SNAP5362GY** |
| | Black | **SNAP5262BK** | **SNAP5362BK** |
| | Red | **SNAP5262R** | **SNAP5362R** |

Fed.Spec.

### Hubbell-Pro Heavy Duty SNAP*Connect*™ Series Hospital Grade 15 and 20 Ampere 125 Volts

2-Pole, 3-Wire Grounding

| Description | Color | Catalog Numbers | |
|---|---|---|---|
| Hospital Grade Flush, nylon face, back and side wired multiple drive screws. | Brown | **SNAP8200** | **SNAP8300** |
| | Ivory | **SNAP8200I** | **SNAP8300I** |
| | White | **SNAP8200W** | **SNAP8300W** |
| | Office White | **SNAP8200OW** | **SNAP8300OW** |
| | Almond | **SNAP8200AL** | **SNAP8300AL** |
| | Light Almond | **SNAP8200LA** | **SNAP8300LA** |
| | Gray | **SNAP8200GY** | **SNAP8300GY** |
| | Black | **SNAP8200BK** | **SNAP8300BK** |
| | Red | **SNAP8200R** | **SNAP8300R** |

### Hubbell-Pro Heavy Duty SNAP*Connect*™ Pigtailed Terminal

| Description | Catalog Numbers |
|---|---|
| Clear Terminal with 6 in. Leads Solid Wire | **SNAP6R1** |
| Clear Terminal with 6 in. Leads Stranded Wire | **SNAP6R2** |

## Features and Benefits

Installation ease
- Single tab breakoff ears
- Self-grounding staple

Durable construction
- Nylon face and base

Installation ease
- Fork terminal capable
- Split circuit tab—easy access

Sturdy construction
- Wrap-around galvanized steel strap

**Specification Grade Commercial Series Side Wired 15 and 20 Ampere 125 Volts**
2-Pole, 3-Wire Grounding

| Description | Color | 15A 125V NEMA 5-15R 0.5 HP | 20A 125V NEMA 5-20R 1 HP |
|---|---|---|---|
| Side wired only, smooth face, commercial. Fed.Spec. | Brown | **CR15** | **CR20** |
| | Ivory | **CR15I** | **CR20I** |
| | White | **CR15WHI** | **CR20WHI** |
| | Office White | **CR15OW** | **CR20OW** |
| | Almond | **CR15AL** | **CR20AL** |
| | Light Almond | **CR15LA** | **CR20LA** |
| | Gray | **CR15GRY** | **CR20GRY** |
| | Black | **CR15BLK** | **CR20BLK** |
| Side wired only, smooth face, Tamper Resistant. | Brown | **CR15TR** | **CR20TR** |
| | Ivory | **CR15ITR** | **CR20ITR** |
| | White | **CR15WHITR** | **CR20WHITR** |
| | Almond | **CR15ALTR** | **CR20ALTR** |
| | Light Almond | **CR15LATR** | **CR20LATR** |
| | Gray | **CR15GRYTR** | **CR20GRYTR** |
| | Black | **CR15BLKTR** | **CR20BLKTR** |
| Side wired only, finder groove. Fed.Spec. | Brown | **CRF15** | **CRF20** |
| | Ivory | **CRF15I** | **CRF20I** |
| | White | **CRF15WHI** | **CRF20WHI** |
| | Office White | **CRF15OW** | **CRF20OW** |
| | Almond | **CRF15AL** | **CRF20AL** |
| | Light Almond | **CRF15LA** | **CRF20LA** |
| | Gray | **CRF15GRY** | **CRF20GRY** |

15A 125V
NEMA 5-15R
0.5 HP

20A 125V
NEMA 5-20R
1 HP

## Specification Grade Commercial Series Side and Back Wired 15 and 20 Ampere 125 Volts

2-Pole, 3-Wire Grounding

| Description | Color | Catalog Numbers | |
|---|---|---|---|
| Side and back wired, commercial. | Brown | **BR15** | **BR20** |
| | Ivory | **BR15I** | **BR20I** |
| | White | **BR15WHI** | **BR20WHI** |
| | Office White | **BR15OW** | **BR20OW** |
| | Almond | **BR15AL** | **BR20AL** |
| | Light Almond | **BR15LA** | **BR20LA** |
| | Gray | **BR15GRY** | **BR20GRY** |
| | Black | **BR15BLK** | **BR20BLK** |

## Specification Grade Commercial Series Side and Back Wired Tamper Resistant 15 and 20 Ampere 125 Volts

2-Pole, 3-Wire Grounding

| Description | Color | Catalog Numbers | |
|---|---|---|---|
| Tamper Resistant. | Brown | **BR15TR** | **BR20TR** |
| | Ivory | **BR15ITR** | **BR20ITR** |
| | White | **BR15WHITR** | **BR20WHITR** |
| | Almond | **BR15ALTR** | **BR20ALTR** |
| | Light Almond | **BR15LATR** | **BR20LATR** |
| | Gray | **BR15GRYTR** | **BR20GRYTR** |
| | Black | **BR15BLKTR** | **BR20BLKTR** |

## Specification Grade Commercial Series Side and Back Wired Weather Resistant 15 and 20 Ampere 125 Volts

2-Pole, 3-Wire Grounding

| Description | Color | Catalog Numbers | |
|---|---|---|---|
| Weather Resistant. | Brown | **BR15WR** | **BR20WR** |
| | Ivory | **BR15IWR** | **BR20IWR** |
| | White | **BR15WHIWR** | **BR20WHIWR** |
| | Almond | **BR15ALWR** | **BR20ALWR** |
| | Light Almond | **BR15LAWR** | **BR20LAWR** |
| | Gray | **BR15GRYWR** | **BR20GRYWR** |
| | Black | **BR15BLKWR** | **BR20BLKWR** |

## Specification Grade Commercial Series Side and Back Wired Weather and Tamper Resistant 15 and 20 Ampere 125 Volts

2-Pole, 3-Wire Grounding

| Description | Color | Catalog Numbers | |
|---|---|---|---|
| Weather and Tamper Resistant | Brown | **BR15WRTR** | **BR20WRTR** |
| | Ivory | **BR15IWRTR** | **BR20IWRTR** |
| | White | **BR15WHIWRTR** | **BR20WHIWRTR** |
| | Almond | **BR15ALWRTR** | **BR20ALWRTR** |
| | Light Almond | **BR15LAWRTR** | **BR20LAWRTR** |
| | Gray | **BR15GRYWRTR** | **BR20GRYWRTR** |
| | Black | **BR15BLKWRTR** | **BR20BLKWRTR** |

## Features and Benefits



Installation ease
- Self-grounding staple

Durable construction
- Nylon face and base

Installation ease
- Easy access split circuit tab
- Fork terminal capable

Modern architectural appearance
- Style Line® Decorator Face

Sturdy construction
- Wrap-around galvanized steel straps

15A 125V
NEMA 5-15R
0.5 HP

20A 125V
NEMA 5-20R
1 HP

**Style Line®**
**Decorator Series**
**Specification Grade**
**Side and Back Wire**
**15 and 20 Ampere**
**125 Volts**
2-Pole, 3-Wire Grounding

| Description | Color | Catalog Numbers | |
|---|---|---|---|
| Side and back wire. Decorator. | Brown | **DR15** | **DR20** |
| | Ivory | **DR15I** | **DR20I** |
| | White | **DR15WHI** | **DR20WHI** |
| | Office White | **DR15OW** | **DR20OW** |
| | Almond | **DR15AL** | **DR20AL** |
| | Light Almond | **DR15LA** | **DR20LA** |
| | Gray | **DR15GRY** | **DR20GRY** |
| | Black | **DR15BLK** | **DR20BLK** |

**Style Line®**
**Decorator Series**
**Specification Grade**
**Tamper Resistant**
**15 and 20 Ampere**
**125 Volts**
2-Pole, 3-Wire Grounding

| Description | Color | Catalog Numbers | |
|---|---|---|---|
| Decorator. Tamper Resistant. | Brown | **DR15TR** | **DR20TR** |
| | Ivory | **DR15ITR** | **DR20ITR** |
| | White | **DR15WHITR** | **DR20WHITR** |
| | Almond | **DR15ALTR** | **DR20ALTR** |
| | Light Almond | **DR15LATR** | **DR20LATR** |
| | Gray | **DR15GRYTR** | **DR20GRYTR** |
| | Black | **DR15BLKTR** | **DR20BLKTR** |

**Style Line®**
**Decorator Series**
**Specification Grade**
**Weather and Tamper Resistant**
**15 and 20 Ampere**
**125 Volts**
2-Pole, 3-Wire Grounding

| Description | Color | Catalog Numbers | |
|---|---|---|---|
| Decorator. Weather and Tamper Resistant. | Brown | **DR15WRTR** | **DR20WRTR** |
| | Ivory | **DR15IWRTR** | **DR20IWRTR** |
| | White | **DR15WHIWRTR** | **DR20WHIWRTR** |
| | Almond | **DR15ALWRTR** | **DR20ALWRTR** |
| | Light Almond | **DR15LAWRTR** | **DR20LAWRTR** |
| | Gray | **DR15GRYWRTR** | **DR20GRYWRTR** |
| | Black | **DR15BLKWRTR** | **DR20BLKWRTR** |



## Features and Benefits



Limits improper access to energized contacts
- Patented tamper-resistant protection

Continually tests and monitors for people protection automatically
- Patented self test diagnostics

Power indication
- Steady "ON" GREEN LED provides indication of power

Ground fault indicator
- Steady "ON" RED LED provides visual indication of a ground fault condition

No power at face if reverse wired
- Open circuit condition eliminates false assumption of protection at face

Durable face
- V-0 flammability rating
- Polyester face cover

**Industrial Series**
**LED, GFCI**
**Tamper Resistant**
**15 and 20 Ampere**
**125 Volts**
2-Pole, 3-Wire Grounding

| Description | Color | Catalog Numbers (15A 125V NEMA 5-15R) | Catalog Numbers (20A 125V NEMA 5-20R) |
|---|---|---|---|
| Tamper Resistant. | Brown | **GFR5262TR** | **GFR5362TR** |
| | Ivory | **GFR5262ITR** | **GFR5362ITR** |
| | White | **GFR5262WTR** | **GFR5362WTR** |
| | Gray | **GFR5262GYTR** | **GFR5362GYTR** |
| | Black | **GFR5262BKTR** | **GFR5362BKTR** |
| | Red | **GFR5262RTR** | **GFR5362RTR** |
| Hospital Grade. Tamper Resistant. | Brown | **GFR8200TR** | **GFR8300TR** |
| | Ivory | **GFR8200ITR** | **GFR8300ITR** |
| | White | **GFR8200WTR** | **GFR8300WTR** |
| | Gray | **GFR8200GYTR** | **GFR8300GYTR** |
| | Black | **GFR8200BKTR** | **GFR8300BKTR** |
| | Red | **GFR8200RTR** | **GFR8300RTR** |

**Industrial Series**
**AUTOGUARD™**
**Self Test,**
**LED, GFCI**
**Tamper Resistant**
**15 and 20 Ampere**
**125 Volts**
2-Pole, 3-Wire Grounding

| Description | Color | Catalog Numbers (15A 125V NEMA 5-15R) | Catalog Numbers (20A 125V NEMA 5-20R) |
|---|---|---|---|
| AUTOGUARD™ Self Test. Tamper Resistant. | Brown | **GFR5262SG** | **GFR5362SG** |
| | Ivory | **GFR5262SGI** | **GFR5362SGI** |
| | White | **GFR5262SGW** | **GFR5362SGW** |
| | Gray | **GFR5262SGGY** | **GFR5362SGGY** |
| | Black | **GFR5262SGBK** | **GFR5362SGBK** |
| | Red | **GFR5262SGR** | **GFR5362SGR** |
| AUTOGUARD™ Self Test. Hospital Grade. Tamper Resistant. | Brown | **GFR8200SG** | **GFR8300SG** |
| | Ivory | **GFR8200SGI** | **GFR8300SGI** |
| | White | **GFR8200SGW** | **GFR8300SGW** |
| | Gray | **GFR8200SGGY** | **GFR8300SGGY** |
| | Black | **GFR8200SGBK** | **GFR8300SGBK** |
| | Red | **GFR8200SGR** | **GFR8300SGR** |

*Note: GFCI type receptacles should not be used in critical care patient areas or for electrical life support equipment applications because of the possibility of power interruption. All GFCI receptacles listed above are furnished with both the proper color nylon wallplate, and a SS26 302/304 super stainless steel wallplate.*

## Features and Benefits



Limits improper access to energized contacts
- Patented tamper-resistant protection

No power at face if reverse wired
- Open circuit condition eliminates false assumption of protection at face

Ground fault indicator
- Flashing RED indicates device has lost capability to provide protection

Accepts fork terminals
- Open terminal design

Installation ease
- Automatic grounding feature
- Internal back wire

**Commercial Series**
**LED, GFCI**
**Tamper Resistant**
**15 and 20 Ampere**
**125 Volts**
2-Pole, 3-Wire Grounding

15A 125V
NEMA 5-15R

20A 125V
NEMA 5-20R

| Description | Color | Catalog Numbers | |
|---|---|---|---|
| Tamper Resistant. | Brown | **GFTR15** | **GFTR20** |
| | Ivory | **GFTR15I** | **GFTR20I** |
| | White | **GFTR15W** | **GFTR20W** |
| | Office White | **GFTR15OW** | **GFTR20OW** |
| | Almond | **GFTR15AL** | **GFTR20AL** |
| | Light Almond | **GFTR15LA** | **GFTR20LA** |
| | Gray | **GFTR15GY** | **GFTR20GY** |
| | Black | **GFTR15BK** | **GFTR20BK** |
| | Red | **GFTR15R** | **GFTR20R** |
| Hospital Grade. Tamper Resistant. | Brown | **GFR8200HTR** | **GFR8300HTR** |
| | Ivory | **GFR8200HITR** | **GFR8300HITR** |
| | White | **GFR8200HWTR** | **GFR8300HWTR** |
| | Office White | **GFR8200HOWTR** | **GFR8300HOWTR** |
| | Almond | **GFR8200HALTR** | **GFR8300HALTR** |
| | Light Almond | **GFR8200HLATR** | **GFR8300HLATR** |
| | Gray | **GFR8200HGYTR** | **GFR8300HGYTR** |
| | Black | **GFR8200HBKTR** | **GFR8300HBKTR** |
| | Red | **GFR8200HRTR** | **GFR8300HRTR** |

*Note: GFCI type receptacles should not be used in critical care patient areas or for electrical life support equipment applications because of the possibility of power interruption. All GFCI receptacles listed above are furnished with the proper color nylon wallplate.*

## Features and Benefits

Comprehensive diagnostics

- When test button is actuated, both the electronic components and mechanical trip mechanism are functionally tested

Ground fault indicator

- Flashing RED indicates device has lost capability to provide protection

No power at face if reverse wired

- Open circuit condition eliminates false assumption of protection at face

15A 125V
NEMA 5-15R

20A 125V
NEMA 5-20R

### Commercial Series LED, GFCI 15 and 20 Ampere 125 Volts

2-Pole, 3-Wire Grounding

| Description | Color | Catalog Numbers | |
|---|---|---|---|
| Commercial LED. | Brown | **GF15L** | **GF20L** |
| | Ivory | **GF15IL** | **GF20IL** |
| | White | **GF15WL** | **GF20WL** |
| | Office White | **GF15OWL** | **GF20OWL** |
| | Almond | **GF15ALL** | **GF20ALL** |
| | Light Almond | **GF15LAL** | **GF20LAL** |
| | Gray | **GF15GYL** | **GF20GYL** |
| | Black | **GF15BKL** | **GF20BKL** |
| | Red | **GF15RL** | **GF20RL** |
| Hospital Grade LED. | Brown | **GFR8200HL** | **GFR8300HL** |
| | Ivory | **GFR8200HIL** | **GFR8300HIL** |
| | White | **GFR8200HWL** | **GFR8300HWL** |
| | Office White | **GFR8200HOWL** | **GFR8300HOWL** |
| | Almond | **GFR8200HALL** | **GFR8300HALL** |
| | Gray | **GFR8200HGYL** | **GFR8300HGYL** |
| | Black | **GFR8200HBKL** | **GFR8300HBKL** |
| | Red | **GFR8200HRL** | **GFR8300HRL** |

### Commercial Series Combination Switch/GFCI 15 Ampere 125 Volts

2-Pole, 3-Wire Grounding

| Description | Color | Catalog Numbers |
|---|---|---|
| Combination Switch/ LED GFCI. | Brown | **GFSP15** |
| | Ivory | **GFSP15I** |
| | White | **GFSP15W** |
| | Almond | **GFSP15AL** |
| | Light Almond | **GFSP15LA** |
| | Black | **GFSP15BK** |

*Note: GFCI type receptacles should not be used in critical care patient areas or for electrical life support equipment applications because of the possibility of power interruption. All GFCI receptacles listed above are furnished with the proper color nylon wallplate.*

## Features and Benefits

Continually tests and monitors for people protection automatically

- Patented self test diagnostics

Power indication

- Steady "ON" GREEN LED provides indication of power

Ground fault indicator

- Steady "ON" RED LED provides visual indication of a ground fault condition. Flashing red indicates device has lost capability to provide protection

High level of amp interrupting capacity (AIC)

- 10ka short circuit rating

No power at face if reverse wired

- Open circuit condition eliminates false assumption of protection at face

15A 125V
NEMA 5-15R

20A 125V
NEMA 5-20R

**Commercial Series**
**AUTOGUARD™**
**Self Test**
**LED, GFCI**
**15 and 20 Ampere**
**125 Volts**
2-Pole, 3-Wire Grounding

| Description | Color | Catalog Numbers | |
|---|---|---|---|
| AUTOGUARD™ Self Test LED. | Brown | **GFST15** | **GFST20** |
| | Ivory | **GFST15I** | **GFST20I** |
| | White | **GFST15W** | **GFST20W** |
| | Office White | **GFST15OW** | **GFST20OW** |
| | Almond | **GFST15AL** | **GFST20AL** |
| | Light Almond | **GFST15LA** | **GFST20LA** |
| | Gray | **GFST15GY** | **GFST20GY** |
| | Black | **GFST15BK** | **GFST20BK** |
| | Red | **GFST15R** | **GFST20R** |
| Hospital Grade. AUTOGUARD™ Self Test LED. | Brown | **GFR8200HST** | **GFR8300HST** |
| | Ivory | **GFR8200HIST** | **GFR8300HIST** |
| | White | **GFR8200HWST** | **GFR8300HWST** |
| | Office White | **GFR8200HOWST** | **GFR8300HOWST** |
| | Almond | **GFR8200HALST** | **GFR8300HALST** |
| | Gray | **GFR8200HGYST** | **GFR8300HGYST** |
| | Black | **GFR8200HBKST** | **GFR8300HBKST** |
| | Red | **GFR8200HRST** | **GFR8300HRST** |

*Note: GFCI type receptacles should not be used in critical care patient areas or for electrical life support equipment applications because of the possibility of power interruption. All GFCI receptacles listed above are furnished with the proper color nylon wallplate.*

| | | | |
|---|---|---|---|
| | **CR15, CR20, CR15TR, CR20TR, CRF15, CRF20** | **BR15, BR20 BR15TR, BR20TR DR15, DR20 DR15TR, DR20TR** | **BR15WR, BR20WR BR15WRTR, BR20WRTR DR15WR, DR20WR DR15WRTR, DR20WRTR** |
| **Specifications** | | | |
| **Description** | Type – 2 Pole, 3 Wire Grounding | Type – 2 Pole, 3 Wire Grounding | Type – 2 Pole, 3 Wire Grounding |
| **Part** | | | |
| **Face** | Nylon | Nylon | **Nylon (UV Rated)** |
| **Base** | Nylon | Nylon | Nylon |
| **Double Wipe Power Contacts** | .030" (.8) Brass | .030" (.8) Brass | .030" (.8) Brass |
| **Wire Clamp** | — | .062" (1.6) Steel-Nickel Plated | .062" (1.6) Steel-Nickel Plated |
| **Finish** | | | |
| **Mounting Strap** | .040" (1) Steel (Galvanized) | .040" (1) Steel (Galvanized) | .040" (1) Steel (Galvanized) |
| **Ground Contact** | .031" (.8) Brass | .031" (.8) Brass | .031" (.8) Brass |
| **Line Terminal Screws** | #8-32 Plated Steel, Multiple Drive | #8-32 Plated Steel, Multiple Drive | **#8-32 Stainless Steel,** Multiple Drive |
| **Ground Screw** | #8-32 Plated Steel, Multiple Drive | #8-32 Plated Steel, Multiple Drive | **#8-32 Stainless Steel,** Multiple Drive |
| **Ground Staple** | Stainless Steel | Stainless Steel | Stainless Steel |
| **Mounting Screws** | Zinc Plated Steel | Zinc Plated Steel | **Stainless Steel** |
| **Certification** | | | |
| **UL Listed** | UL498 | UL498 | UL498 |
| **Fed Spec** *Decorator and Commercial Tamper-Resistant Devices are not Fed Spec Listed. | WC596* | WC596* | WC596* |
| **Certified to CSA** | C22.2, No. 42 | C22.2, No. 42 | C22.2, No. 42 |
| **Performance** | | | |
| **Dielectric Voltage** | Withstands 2,000V minimum. | Withstands 2,000V minimum. | Withstands 2,000V minimum. |
| **Max. Working Voltage** | 125V | 125V | 125V |
| **Current Interrupting** | Certified for current interrupting at full rated current. | Certified for current interrupting at full rated current. | Certified for current interrupting at full rated current. |
| **Temperature Rise** | Max 30°C temperature rise at full rated current after 100 cycles of overload at 150% of rated current. | Max 30°C temperature rise at full rated current after 100 cycles of overload at 150% of rated current. | Max 30°C temperature rise at full rated current after 100 cycles of overload at 150% of rated current. |
| **Mechanical** | | | |
| **Terminal Identification** | Terminals identified in accordance with UL 498 and CSA (Brass, White, Green). | Terminals identified in accordance with UL 498 and CSA (Brass, White, Green). | Terminals identified in accordance with UL 498 and CSA (Brass, White, Green). |
| **Terminal Accommodation** | #14-10 AWG stranded or solid copper conductor only. | #14-10 AWG stranded or solid copper conductor only. | #14-10 AWG stranded or solid copper conductor only. |
| **Product Identification** | Ratings are a permanent part of the device. | Ratings are a permanent part of the device. | Ratings are a permanent part of the device. |
| **Environmental – Material** | | | |
| **Flammability** | UL 94V-2. | UL 94V-2. | UL 94V-2. |
| **Operating Temperature** | Maximum continuous 75° C; minimum -40° C (w/o impact). | Maximum continuous 75° C; minimum -40° C (w/o impact). | Maximum continuous 75° C; minimum -40° C (w/o impact). |

# Index


| Cat. No. | Page |
|---|---|
| 5252AAL | 12 |
| 5252AB | 12 |
| 5252ABLK | 12 |
| 5252AG | 12 |
| 5252AI | 12 |
| 5252ALA | 12 |
| 5252AOW | 12 |
| 5252AR | 12 |
| 5252AW | 12 |
| 5262AL | 12 |
| 5262B | 12 |
| 5262BLK | 12 |
| 5262BKWR | 12 |
| 5262G | 12 |
| 5262GYWR | 12 |
| 5262I | 12 |
| 5262IWR | 12 |
| 5262LA | 12 |
| 5262OW | 12 |
| 5262R | 12 |
| 5262W | 12 |
| 5262WR | 12 |
| 5262WWR | 12 |
| 5352AAL | 12 |
| 5352AB | 12 |
| 5352ABLK | 12 |
| 5352AG | 12 |
| 5352AI | 12 |
| 5352ALA | 12 |
| 5352AOW | 12 |
| 5352AR | 12 |
| 5352AW | 12 |
| 5362AL | 12 |
| 5362B | 12 |
| 5362BL | 12 |
| 5362BLK | 12 |
| 5362BKWR | 12 |
| 5362G | 12 |
| 5362GYWR | 12 |
| 5362I | 12 |
| 5362IWR | 12 |
| 5362LA | 12 |
| 5362OW | 12 |
| 5362R | 12 |
| 5362W | 12 |
| 5362WR | 12 |
| 5362WWR | 12 |
| BR15 | 15 |
| BR15AL | 15 |
| BR15ALTR | 15 |
| BR15ALWR | 15 |
| BR15ALWRTR | 15 |
| BR15BLK | 15 |
| BR15BLKTR | 15 |
| BR15BLKWR | 15 |
| BR15BLKWRTR | 15 |
| BR15GRY | 15 |
| BR15GRYTR | 15 |
| BR15GRYWR | 15 |
| BR15GRYWRTR | 15 |
| BR15I | 15 |
| BR15ITR | 15 |
| BR15IWR | 15 |
| BR15IWRTR | 15 |
| BR15LA | 15 |
| BR15LATR | 15 |
| BR15LAWR | 15 |
| BR15LAWRTR | 15 |
| BR15OW | 15 |
| BR15TR | 15 |
| BR15WHI | 15 |
| BR15WHITR | 15 |
| BR15WHIWR | 15 |
| BR15WHIWRTR | 15 |
| BR15WR | 15 |
| BR15WRTR | 15 |
| BR20 | 15 |
| BR20AL | 15 |
| BR20ALTR | 15 |
| BR20ALWR | 15 |
| BR20ALWRTR | 15 |
| BR20BLK | 15 |
| BR20BLKTR | 15 |
| BR20BLKWR | 15 |
| BR20BLKWRTR | 15 |
| BR20GRY | 15 |
| BR20GRYTR | 15 |
| BR20GRYWR | 15 |
| BR20GRYWRTR | 15 |
| BR20I | 15 |
| BR20ITR | 15 |
| BR20IWR | 15 |
| BR20IWRTR | 15 |
| BR20LA | 15 |
| BR20LATR | 15 |
| BR20LAWR | 15 |
| BR20LAWRTR | 15 |
| BR20OW | 15 |
| BR20TR | 15 |
| BR20WHI | 15 |
| BR20WHITR | 15 |
| BR20WHIWR | 15 |
| BR20WHIWRTR | 15 |
| BR20WR | 15 |
| BR20WRTR | 15 |
| CR15 | 14 |
| CR15AL | 14 |
| CR15ALTR | 14 |
| CR15BLK | 14 |
| CR15BLKTR | 14 |
| CR15GRY | 14 |
| CR15GRYTR | 14 |
| CR15I | 14 |
| CR15ITR | 14 |
| CR15LA | 14 |
| CR15LATR | 14 |
| CR15OW | 14 |
| CR15TR | 14 |
| CR15WHI | 14 |
| CR15WHITR | 14 |
| CR20 | 14 |
| CR20AL | 14 |
| CR20ALTR | 14 |
| CR20BLK | 14 |
| CR20BLKTR | 14 |
| CR20GRY | 14 |
| CR20GRYTR | 14 |
| CR20I | 14 |
| CR20ITR | 14 |
| CR20LA | 14 |
| CR20LATR | 14 |
| CR20OW | 14 |
| CR20TR | 14 |
| CR20WHI | 14 |
| CR20WHITR | 14 |
| CRF15 | 14 |
| CRF15AL | 14 |
| CRF15GRY | 14 |
| CRF15I | 14 |
| CRF15LA | 14 |
| CRF15OW | 14 |
| CRF15WHI | 14 |
| CRF20 | 14 |
| CRF20AL | 14 |
| CRF20GRY | 14 |
| CRF20I | 14 |
| CRF20LA | 14 |
| CRF20OW | 14 |
| CRF20WHI | 14 |
| DR15 | 17 |
| DR15AL | 17 |
| DR15ALTR | 17 |
| DR15ALWRTR | 17 |
| DR15BLK | 17 |
| DR15BLKTR | 17 |
| DR15BLKWRTR | 17 |
| DR15GRY | 17 |
| DR15GRYTR | 17 |
| DR15GRYWRTR | 17 |
| DR15I | 17 |
| DR15ITR | 17 |
| DR15IWRTR | 17 |
| DR15LA | 17 |
| DR15LATR | 17 |
| DR15LAWRTR | 17 |
| DR15OW | 17 |
| DR15TR | 17 |
| DR15WHI | 17 |
| DR15WHITR | 17 |
| DR15WHIWRTR | 17 |
| DR15WRTR | 17 |
| DR20 | 17 |
| DR20AL | 17 |
| DR20ALTR | 17 |
| DR20ALWRTR | 17 |
| DR20BLK | 17 |
| DR20BLKTR | 17 |
| DR20BLKWRTR | 17 |
| DR20GRY | 17 |
| DR20GRYTR | 17 |
| DR20GRYWRTR | 17 |
| DR20I | 17 |
| DR20ITR | 17 |
| DR20IWRTR | 17 |
| DR20LA | 17 |
| DR20LATR | 17 |
| DR20LAWRTR | 17 |
| DR20OW | 17 |
| DR20TR | 17 |
| DR20WHI | 17 |
| DR20WHITR | 17 |
| DR20WHIWRTR | 17 |
| DR20WRTR | 17 |
| GF15ALL | 20 |
| GF15BKL | 20 |
| GF15GYL | 20 |
| GF15IL | 20 |
| GF15L | 20 |
| GF15LAL | 20 |
| GF15OWL | 20 |
| GF15RL | 20 |
| GF15WL | 20 |
| GF20ALL | 20 |
| GF20BKL | 20 |
| GF20GYL | 20 |
| GF20IL | 20 |
| GF20L | 20 |
| GF20LAL | 20 |
| GF20OWL | 20 |
| GF20RL | 20 |
| GF20WL | 20 |
| GFR5262BKTR | 18 |
| GFR5262GYTR | 18 |
| GFR5262ITR | 18 |
| GFR5262RTR | 18 |
| GFR5262SG | 18 |
| GFR5262SGBK | 18 |
| GFR5262SGGY | 18 |
| GFR5262SGI | 18 |
| GFR5262SGR | 18 |
| GFR5262SGW | 18 |
| GFR5262TR | 18 |
| GFR5262WTR | 18 |
| GFR5362BKTR | 18 |
| GFR5362GYTR | 18 |
| GFR5362ITR | 18 |
| GFR5362RTR | 18 |
| GFR5362SG | 18 |
| GFR5362SGBK | 18 |
| GFR5362SGGY | 18 |
| GFR5362SGI | 18 |
| GFR5362SGR | 18 |
| GFR5362SGW | 18 |
| GFR5362TR | 18 |
| GFR5362WTR | 18 |
| GFR8200BKTR | 18 |
| GFR8200GYTR | 18 |
| GFR8200HALL | 20 |
| GFR8200HALST | 21 |
| GFR8200HALTR | 19 |
| GFR8200HBKL | 20 |
| GFR8200HBKST | 21 |
| GFR8200HBKTR | 19 |
| GFR8200HGYL | 20 |
| GFR8200HGYST | 21 |
| GFR8200HGYTR | 19 |
| GFR8200HIL | 20 |
| GFR8200HIST | 21 |
| GFR8200HITR | 19 |
| GFR8200HL | 20 |
| GFR8200HLATR | 19 |
| GFR8200HOWL | 20 |
| GFR8200HOWST | 21 |
| GFR8200HOWTR | 19 |
| GFR8200HRL | 20 |
| GFR8200HRST | 21 |
| GFR8200HRTR | 19 |
| GFR8200HST | 21 |
| GFR8200HTR | 19 |
| GFR8200HWL | 20 |
| GFR8200HWST | 21 |
| GFR8200HWTR | 19 |
| GFR8200ITR | 18 |
| GFR8200RTR | 18 |
| GFR8200SG | 18 |
| GFR8200SGBK | 18 |
| GFR8200SGGY | 18 |
| GFR8200SGI | 18 |
| GFR8200SGR | 18 |
| GFR8200SGW | 18 |
| GFR8200TR | 18 |
| GFR8200WTR | 18 |
| GFR8300BKTR | 18 |
| GFR8300GYTR | 18 |
| GFR8300HALL | 20 |
| GFR8300HALST | 21 |
| GFR8300HALTR | 19 |
| GFR8300HBKL | 20 |
| GFR8300HBKST | 21 |
| GFR8300HBKTR | 19 |
| GFR8300HGYL | 20 |
| GFR8300HGYST | 21 |
| GFR8300HGYTR | 19 |
| GFR8300HIL | 20 |
| GFR8300HIST | 21 |
| GFR8300HITR | 19 |
| GFR8300HL | 20 |
| GFR8300HLATR | 19 |
| GFR8300HOWL | 20 |
| GFR8300HOWST | 21 |
| GFR8300HOWTR | 19 |
| GFR8300HRL | 20 |
| GFR8300HRST | 21 |
| GFR8300HRTR | 19 |
| GFR8300HST | 21 |
| GFR8300HTR | 19 |
| GFR8300HWL | 20 |
| GFR8300HWST | 21 |
| GFR8300HWTR | 19 |
| GFR8300ITR | 18 |
| GFR8300RTR | 18 |
| GFR8300SG | 18 |
| GFR8300SGBK | 18 |
| GFR8300SGGY | 18 |
| GFR8300SGI | 18 |
| GFR8300SGR | 18 |
| GFR8300SGW | 18 |
| GFR8300TR | 18 |
| GFR8300WTR | 18 |
| GFSP15 | 20 |
| GFSP15AL | 20 |
| GFSP15BK | 20 |
| GFSP15I | 20 |
| GFSP15LA | 20 |
| GFSP15W | 20 |
| GFST15 | 21 |
| GFST15AL | 21 |
| GFST15BK | 21 |
| GFST15GY | 21 |
| GFST15I | 21 |
| GFST15LA | 21 |
| GFST15OW | 21 |
| GFST15R | 21 |
| GFST15W | 21 |
| GFST20 | 21 |
| GFST20AL | 21 |
| GFST20BK | 21 |
| GFST20GY | 21 |
| GFST20I | 21 |
| GFST20LA | 21 |
| GFST20OW | 21 |
| GFST20R | 21 |
| GFST20W | 21 |
| GFTR15 | 19 |
| GFTR15AL | 19 |
| GFTR15BK | 19 |
| GFTR15GY | 19 |
| GFTR15I | 19 |
| GFTR15LA | 19 |
| GFTR15OW | 19 |
| GFTR15R | 19 |
| GFTR15W | 19 |
| GFTR20 | 19 |
| GFTR20AL | 19 |
| GFTR20BK | 19 |
| GFTR20GY | 19 |
| GFTR20I | 19 |
| GFTR20LA | 19 |
| GFTR20OW | 19 |
| GFTR20R | 19 |
| GFTR20W | 19 |
| HBL2152 | 7 |
| HBL2152BK | 7 |
| HBL2152GY | 7 |
| HBL2152I | 7 |
| HBL2152OW | 7 |
| HBL2152WA | 7 |
| HBL2162 | 7 |
| HBL2162I | 7 |
| HBL2162BK | 7 |
| HBL2162GY | 7 |
| HBL2162OW | 7 |
| HBL2162WA | 7 |
| HBL2172 | 9 |
| HBL2172GY | 9 |
| HBL2172I | 9 |
| HBL2172R | 9 |
| HBL2172WA | 9 |
| HBL2182 | 9 |
| HBL2182GY | 9 |
| HBL2182I | 9 |
| HBL2182OW | 9 |
| HBL2182R | 9 |
| HBL2182WA | 9 |
| HBL415 | 11 |
| HBL415BK | 11 |
| HBL415GY | 11 |
| HBL415H | 11 |
| HBL415HI | 11 |
| HBL415HR | 11 |
| HBL415HW | 11 |
| HBL415I | 11 |
| HBL415W | 11 |
| HBL420 | 11 |
| HBL420BK | 11 |
| HBL420GY | 11 |
| HBL420H | 11 |
| HBL420HGY | 11 |
| HBL420HI | 11 |
| HBL420HR | 11 |
| HBL420HW | 11 |
| HBL420I | 11 |
| HBL420W | 11 |
| HBL4AP | 11 |
| HBL4APGY | 11 |
| HBL4API | 11 |
| HBL4APO | 11 |
| HBL4APR | 11 |
| HBL4APW | 11 |
| HBL5242 | 10 |
| HBL5242GY | 10 |
| HBL5242I | 10 |
| HBL5242W | 10 |
| HBL5252 | 10 |
| HBL5252BK | 10 |
| HBL5252GY | 10 |
| HBL5252I | 10 |
| HBL5252R | 10 |
| HBL5252W | 10 |
| HBL5253 | 10 |
| HBL5258 | 7 |
| HBL5258I | 7 |
| HBL5261 | 7 |
| HBL5261BK | 7 |
| HBL5261I | 7 |
| HBL5261IWR | 7 |
| HBL5261RT | 7 |
| HBL5261WR | 7 |
| HBL5261WRT | 7 |
| HBL5261YRT | 7 |
| HBL5262 | 6 |
| HBL5262BK | 6 |
| HBL5262BKWR | 7 |
| HBL5262GY | 6 |
| HBL5262GYWR | 7 |
| HBL5262I | 6 |
| HBL5262IWR | 7 |
| HBL5262R | 6 |
| HBL5262RWR | 7 |
| HBL5262W | 6 |
| HBL5262WR | 7 |
| HBL5262WWR | 7 |
| HBL5282 | 6 |
| HBL5284 | 7 |
| HBL52CM61 | 7 |
| HBL52CM62 | 6 |
| HBL52CM62I | 6 |
| HBL5342 | 10 |
| HBL5342GY | 10 |
| HBL5342I | 10 |
| HBL5342W | 10 |
| HBL5352 | 10 |
| HBL5352BK | 10 |
| HBL5352BL | 10 |
| HBL5352GY | 10 |
| HBL5352I | 10 |
| HBL5352R | 10 |
| HBL5352W | 10 |
| HBL5357 | 7 |
| HBL5358 | 7 |
| HBL5361 | 7 |
| HBL5361BK | 7 |
| HBL5361GRY | 7 |
| HBL5361GRYWR | 7 |
| HBL5361I | 7 |
| HBL5361IWR | 7 |
| HBL5361RT | 7 |
| HBL5361W | 7 |
| HBL5361WR | 7 |
| HBL5362 | 6 |
| HBL5362BK | 6 |
| HBL5362BKWR | 7 |
| HBL5362GY | 6 |
| HBL5362GYWR | 7 |
| HBL5362I | 6 |
| HBL5362IWR | 7 |
| HBL5362R | 6 |
| HBL5362RWR | 7 |
| HBL5362W | 6 |
| HBL5362WR | 7 |
| HBL5362WWR | 7 |
| HBL53CM61 | 7 |
| HBL53CM62 | 6 |
| HBL8200 | 8 |
| HBL8200GY | 8 |
| HBL8200H | 9,10 |
| HBL8200HG | 9,10 |
| HBL8200HI | 9,10 |
| HBL8200HR | 9,10 |
| HBL8200HW | 9,10 |
| HBL8200I | 8 |
| HBL8200ILGY | 8 |
| HBL8200ILI | 8 |
| HBL8200ILR | 8 |
| HBL8200ILW | 8 |
| HBL8200LA | 8 |
| HBL8200R | 8 |
| HBL8200SGA | 9 |
| HBL8200SGGYA | 9 |
| HBL8200SGIA | 9 |
| HBL8200SGRA | 9 |
| HBL8200SGWA | 9 |
| HBL8200W | 8 |
| HBL8210 | 9 |
| HBL8210GY | 9 |
| HBL8210I | 9 |
| HBL8210R | 9 |
| HBL8210W | 9 |
| HBL8284 | 9 |
| HBL8284I | 9 |
| HBL8300 | 8 |
| HBL8300GY | 8 |
| HBL8300H | 9,10 |
| HBL8300HG | 9,10 |
| HBL8300HI | 9,10 |
| HBL8300HR | 9,10 |
| HBL8300HW | 9,10 |
| HBL8300I | 8 |
| HBL8300ILGY | 8 |
| HBL8300ILI | 8 |
| HBL8300ILR | 8 |
| HBL8300ILW | 8 |
| HBL8300LA | 8 |
| HBL8300R | 8 |
| HBL8300SGA | 9 |
| HBL8300SGGYA | 9 |
| HBL8300SGIA | 9 |
| HBL8300SGRA | 9 |
| HBL8300SGWA | 9 |
| HBL8300W | 8 |
| HBL8310 | 9 |
| HBL8310AL | 9 |
| HBL8310GY | 9 |
| HBL8310I | 9 |
| HBL8310R | 9 |
| HBL8310W | 9 |
| HBL8384I | 9 |
| IG2152 | 7 |
| IG2162 | 7 |
| IG2162GY | 7 |
| IG2182 | 9 |
| IG2182I | 9 |
| IG2182WA | 9 |
| IG415 | 11 |
| IG420 | 11 |
| IG5261 | 7 |
| IG5261WR | 7 |
| IG5262 | 6 |
| IG5262GY | 6 |
| IG5262GYWR | 7 |
| IG5262I | 6 |
| IG5262IWR | 7 |
| IG5262R | 6 |
| IG5262RWR | 7 |
| IG5262WR | 7 |
| IG5361 | 7 |
| IG5361WR | 7 |
| IG5362 | 6 |
| IG5362GY | 6 |
| IG5362GYWR | 7 |
| IG5362I | 6 |
| IG5362IWR | 7 |
| IG5362R | 6 |
| IG5362RWR | 7 |
| IG5362W | 6 |
| IG5362WR | 7 |
| IG5362WWR | 7 |
| IG8200 | 8 |
| IG8200R | 8 |
| IG8210 | 9 |
| IG8300 | 8 |
| IG8300R | 8 |
| IG8310 | 9 |
| SNAP5262 | 13 |
| SNAP5262AL | 13 |
| SNAP5262BK | 13 |
| SNAP5262GY | 13 |
| SNAP5262I | 13 |
| SNAP5262LA | 13 |
| SNAP5262OW | 13 |
| SNAP5262R | 13 |
| SNAP5262W | 13 |
| SNAP5362 | 13 |
| SNAP5362AL | 13 |
| SNAP5362BK | 13 |
| SNAP5362GY | 13 |
| SNAP5362I | 13 |
| SNAP5362LA | 13 |
| SNAP5362OW | 13 |
| SNAP5362R | 13 |
| SNAP5362W | 13 |
| SNAP6R1 | 13 |
| SNAP6R2 | 13 |
| SNAP8200 | 13 |
| SNAP8200AL | 13 |
| SNAP8200BK | 13 |
| SNAP8200GY | 13 |
| SNAP8200I | 13 |
| SNAP8200LA | 13 |
| SNAP8200OW | 13 |
| SNAP8200R | 13 |
| SNAP8200W | 13 |
| SNAP8300 | 13 |
| SNAP8300AL | 13 |
| SNAP8300BK | 13 |
| SNAP8300GY | 13 |
| SNAP8300I | 13 |
| SNAP8300LA | 13 |
| SNAP8300OW | 13 |
| SNAP8300R | 13 |
| SNAP8300W | 13 |

# Specification Grade Receptacle
## Application and Buyer's Guide

HUBBELL

***Featuring NEW Tamper-Resistant and Weather-Resistant Duplex Receptacles to meet 2008 NEC® Code Requirements***

## HBL® Extra Heavy Duty Industrial Series

HBL5262

IG5262

HBL8300GY

HBL52CM62

HBL2162WA

HBL2172

HBL8200HW

HBL5252

## Hubbell-Pro Heavy Duty Industrial Series

5252AI

5362I

5362IWR

SNAP5362LA

SNAP8200LA

## Hubbell GFCI Series

GFR5362ITR

GFR5362SGI

GFTR20I

## Hubbell Specification Grade Commercial Series

CR15I

CR15TR

CRF15LA

BR15I

BR20WRTR

BR15IWR

DR20GRY

DR15ITR

DR20GRYWR

Hubbell Wiring Device-Kellems • Hubbell Incorporated (Delaware) • 185 Plains Road • Milford, CT 06461-2420
Phone (800) 288-6000 • FAX (800) 255-1031 • Website: www.hubbell-wiring.com
Printed in U.S.A. Specifications subject to change without notice. 4-PLEX®, HBL® and Style Line® are registered trademarks of Hubbell Incorporated.
SNAP*Connect*™ and AUTOGUARD™ are trademarks of Hubbell Incorporated.
NEC® and National Electrical Code are registered trademarks of the National Fire Protection Association, Quincy, MA 02169.

H5254

HUBBELL® Wiring Device-Kellems

www.hubbell-wiring.com