

KICHLER®

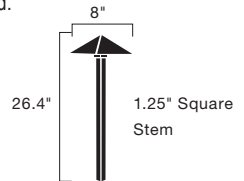
PROJECT:
TYPE:
ORDERING # :
COMMENTS:

LED Pyramid






FEATURES

- A style to fit a wide variety of tastes, the subtle look of this design will find a home in a wide variety of landscapes.
- Cast Aluminum Housing
- 4 W / 5.8 VA Light Output, Integrated LEDs and Driver, 2950K (-150/+175), High CRI
- 9V - 15V AC/DC
- 30" of useable #18-2, SPT-1W leads. Cable connector supplied.
- 8" In-ground stake



ORDERING INFORMATION

EXAMPLE: 15802TZT (Product # & Finish)

PRODUCT	FINISH	WATTAGE	LIGHT SOURCE	WIRING	MOUNTING ACCESSORIES (INCLUDED)	OPTIONS & ACCESSORIES			
15802 Dimensions: 8" W x 26.4" L with 1.25" Square Stem	Cast Aluminum TZT - Textured Tannery Bronze™ 	4 W / 5.8 VA Note: Not for use with electronic transformers.	Integrated LEDs and Driver 2950K (-150 / +175) High CRI	30" of usable #18-2, SPT-1-W leads. Cable connector supplied.	8" In-ground stake	15601AZT - Cast Aluminum Surface Mounting Flange w/ Bronze Finish, Neoprene Gasket For Watertight Seal 15601BKT - Cast Aluminum Surface Mounting Flange w/ Black Finish, Neoprene Gasket For Watertight Seal 15601BBR - Cast Brass Surface Mounting Flange, Neoprene Gasket For Watertight Seal  Flange For Tree / Surface Mounting 15607AZT - Textured Bronze Finish 15607BKT - Textured Black Finish 15607BBR - Bronzed Brass Finish 			
Fixture Photometric (fc)									
Distance from Light	0'	1'	2'	3'	4'	5'	6'	7'	8'
Footcandles	8.01	5.4	2.23	.85	.37	.19	0.09	-	-



NOTES

For Warranty Information, please visit www.landscapelighting.com

We reserve the right to revise the design or components of any product due to parts availability or change in UL standards, without assuming any obligation or liability to modify any products previously manufactured, and without notice.