



## SCS Surface Canopy Square

### FEATURES

- Quick mount design simplifies installation
- Standard Z10 receptacle simplifies adding controls
- Low profile is ideal in applications with low mounting heights
- PowerSet feature allows for multiple “set and forget” lumen stops
- Up to 150 lpw ultra-high efficiency delivers superior performance
- Optional field installed “garage” lens, optimizes the light distribution for garage applications

### CERTIFICATIONS

- UL Listed for wet locations
- IP65 Rated
- IK10 Impact Rated
- DesignLights Consortium® Premium Qualified - meets the requirements for the highest DLC qualification for efficacy and lumen maintenance

### PERFORMANCE

- Rated lifetime:
  - L80 >72,000hrs @ 50°C
  - L90 >40,000hrs @ 50°C
- PowerSet: 60/40/25W; 7,400/5,200/3,350 lm
- 70W; 9,725 lm
- 4000K, 5000K CCT
- CRI: >80

### ELECTRICAL

- Input voltage: 120-277V
- 0-10V dimming to <10% with dim-to-off capability
- Power Factor: >0.9
- THD: <20%

### THERMAL

- -40°F to 122°F (-40°C to 50°C) operating temperature

### CONSTRUCTION

- Die-cast aluminum construction
- Impact-resistant polycarbonate lens
- 1/2" NPS entry points for conduit and accessories
- 1/2" NPS pendant mount
- Quick mount surface bracket included

### WARRANTY

- 5 year limited warranty. Additional warranty options available. Contact EiKO for details

project name	type
catalog number	voltage
approved by	date



### APPLICATIONS

- Entryways
- Garages
- Plazas
- Utility Closets
- Public Restrooms
- Eaves

## CONFIGURATOR

MODEL	LUMEN PACKAGE	CRI/CCT	VOLTAGE	DIMMING	FINISH
SCS : Surface Canopy Square	PS60 - 60/40/25W; 7,400/5,200/3,350 lm	840 - 80 CRI; 4000K	U - 120-277V	D - 0-10V Dimming	[Blank] - Bronze W - White
	70W - 70W; 9,725 lm	850 - 80 CRI; 5000K			



## PERFORMANCE SUMMARY

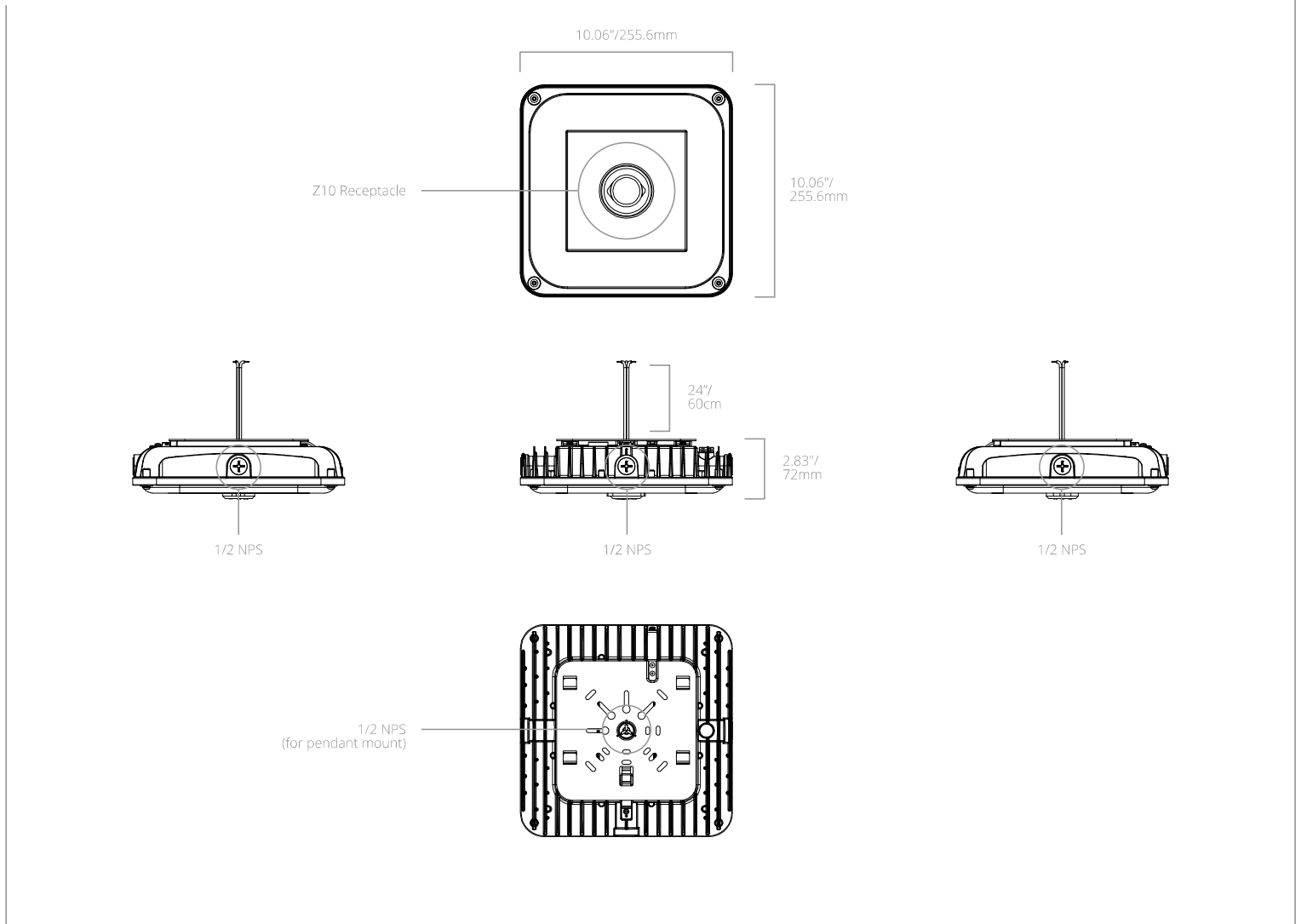
ORDER CODE	ITEM #	WATTS	NOMINAL LUMENS	CCT	CRI	VOLTS	DIMMING	REPLACES	FINISH	DLC PREMIUM
11521	SCS/PS60/840/UD	60/40/25W	7,400/5,200/3,350 lm	4000K	>80	120-277V	0-10V	125W-250W	Bronze	✓
11522	SCS/PS60/850/UD	60/40/25W	7,400/5,200/3,350 lm	5000K	>80	120-277V	0-10V	125W-250W	Bronze	✓
11523	SCS/70W/840/UD	70W	9,725 lm	4000K	>80	120-277V	0-10V	250W-320W	Bronze	✓
11684	SCS/70W/850/UD	70W	9,725 lm	5000K	>80	120-277V	0-10V	250W-320W	Bronze	✓
12591	SCS/PS60/840/UD/W	60/40/25W	7,400/5,200/3,350 lm	4000K	>80	120-277V	0-10V	125W-250W	White	✓
12592	SCS/PS60/850/UD/W	60/40/25W	7,400/5,200/3,350 lm	5000K	>80	120-277V	0-10V	125W-250W	White	✓
12593	SCS/70W/840/UD/W	70W	9,725 lm	4000K	>80	120-277V	0-10V	250W-320W	White	✓
12594	SCS/70W/850/UD/W	70W	9,725 lm	5000K	>80	120-277V	0-10V	250W-320W	White	✓

## ACCESSORIES

ORDER CODE	ITEM #	DESCRIPTION
11686	SCS/LENS-G	Lens for SCS garage applications
<b>SENSORS</b>		
11947	SEN5A/PIR/Z10*	PIR Bi-Level Dimming sensor with photocell
11931	SEN5A/M/Z10*	Microwave Bi-level dimming sensor with photocell
11933	SEN5A/CT	Commissioning Tool for Series 5 Sensors

\* Must order SEN5A/CT commissioning tool to configure sensor

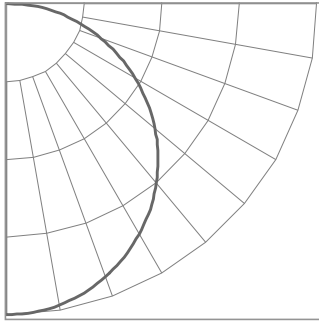
## PRODUCT DIMENSIONS



# PHOTOMETRICS

**SCS/PS60/8xx/UD** (Typical performance @4000K; Standard distribution)

ZONAL LUMEN SUMMARY		
ZONE	LUMENS	% FIXTURE
0-30	1815.21	25.3%
0-40	2986.98	41.6%
0-60	5371.75	74.7%
0-80	6908.03	96.1%
0-90	7149.45	99.5%
60-80	1536.29	21.4%
70-80	607.42	8.5%
80-90	241.42	3.4%
0-180	7187.8	100%



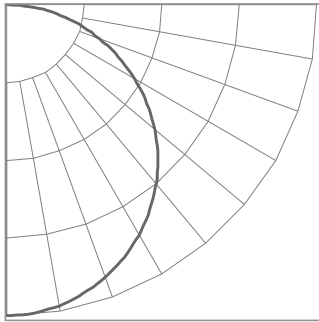
**SCS/PS60/8xx/UD/G** (Typical performance @4000K with Garage distribution)\*

ZONAL LUMEN SUMMARY		
ZONE	LUMENS	% FIXTURE
0-30	1481.39	17.9%
0-40	2582.74	31.3%
0-60	5167.59	62.6%
0-80	7627.76	92.4%
0-90	8167.8	98.9%
60-80	2460.17	29.8%
70-80	1179.5	14.3%
80-90	540.04	6.5%
0-180	8254.49	100%



**SCS/70W/8xx/UD** (Typical performance @4000K; Standard distribution)

ZONAL LUMEN SUMMARY		
ZONE	LUMENS	% FIXTURE
0-30	2418.35	25.2%
0-40	3979.4	41.5%
0-60	7160.03	74.7%
0-80	9210.35	96.1%
0-90	9535.63	99.5%
60-80	2050.32	21.4%
70-80	811.76	8.5%
80-90	325.29	3.4%
0-180	9587.71	100%



**SCS/70W/8xx/UD/G** (Typical performance @4000K with Garage distribution)\*

ZONAL LUMEN SUMMARY		
ZONE	LUMENS	% FIXTURE
0-30	1887.76	18.0%
0-40	3287.94	31.3%
0-60	6584.00	62.7%
0-80	9695.34	92.3%
0-90	10394.23	98.9%
60-80	3111.34	29.6%
70-80	1486.17	14.1%
80-90	698.89	6.7%
0-180	10509.14	100%



\*Must purchase optional SCS/LENS-G replacement lens)