



VP3 Vapor Proof Linear Fixture

HIGHLIGHTS

- Easily add a behind the lens standalone control solution; minimal wiring required
- Available in 2', 4' and 8' lengths aids in standardizing appearance when mixing fixtures of different lengths
- Compatible with factory installed battery backups
- V-hooks and surface mounting clips included
- Stainless steel clips
- Cable gland included for sealing power cable entry, knockout plug accessory available
- 2 - 1/2" knockouts, one on each end
- Frosted polycarbonate lens eliminates glare
- PowerSet feature allows for multiple lumen stops out of the box
- FieldCCeT features provides multiple color temperature settings in one fixture

CERTIFICATIONS

- UL listed for US & Canada
- RoHS Compliant
- FCC Compliant
- ICES-005 Compliant
- Wet Location
- IP66 Rated
- IK10
- NEMA4X Rated
- DesignLights Consortium® Qualified (Primary Use Designation: Direct Linear Ambient Luminaires) - meets DLC requirements for efficacy and lumen maintenance
- DesignLights Consortium® Premium Qualified (Primary Use Designation: Stairwell and Passageway Luminaires) - meets the requirements for the highest DLC qualification for efficacy and lumen maintenance
- NSF listed for Splash Zone and Non Food Zone

PERFORMANCE

- High efficacy, up to 140 lm/W
- Available in PowerSet models: power-selectable 25/20/15W, 45/35/26W, 65/60/55W or 90/75/65W
- Available in single CCT models: 4000K or 5000K or FieldCCeT models: fieldselectable CCT 35/40/5000K
- CRI: >80
- Beam Angle: 110°
- Estimated L70: 100,000 Hours

ELECTRICAL

- Input voltage: 120-347V
- 0-10V dimming, dim-to-off
- 12VDC Aux, 100mA max
- Surge protection: 2.5 kV
- Power factor: >0.9
- THD: <20%

THERMAL

- -40°F to 122°F (-40°C to 50°C) ambient operating temperature, suspended mount
- -40°F to 113°F (-40°C to 45°C) ambient operating temperature, surface mount
- Ambient operating temperature with sensor (see selected sensor datasheet)

CONSTRUCTION

- Durable polycarbonate lens and grey housing for demanding environments
- Stainless steel lens clips

WARRANTY

- 5 Year limited warranty available [online](#). Contact your EiKO sales rep for additional details.

KEY FEATURES

BATTERY BACKUPS

Compatible with internal battery backups via factory install

MULTIPLE MOUNTING OPTIONS

Comes with V-hook & surface mount clips; cable gland for sealing power cable; anchors and mounting screws and washers

SENSOR COMPATIBILITY

Easily add a behind the lens standalone control solution; minimal wiring required. Other control solutions available using one of the 2-1/2" knockouts

ENVIRONMENTAL PROTECTION

IP66 rated, resistant to corrosion (NEMA4X), stainless steel clips

project name	type
catalog number	voltage
approved by	date



APPLICATIONS

- Parking Garage
- Barns
- Utility Lighting
- Stairwells
- Warehouses
- Industrial/Commercial
- Low Bay



PUSH-IN BEHIND THE LENS SENSOR ORDERED SEPARATELY (SENA-SHMR)



EASILY ADD OTHER CONTROL SOLUTIONS VIA 1/2" KNOCKOUT ADAPTER SOLD SEPARATELY (SENA-AZ-WH)



V-HOOKS, SURFACE MOUNT CLIPS AND CABLE GLAND INCLUDED

IP66, NEMA4X, STAINLESS STEEL CLIPS

FACTORY INSTALLED INTERNAL BATTERY BACKUP AVAILABLE

AVAILABLE MODELS

ORDER	ORDER CODE	ITEM #	SIZE	WATTS*	CCT**	LUMENS	EFFICACY (lm/W)	VOLTAGE	TRADITIONAL WATTAGE EQUIVALENT	DLC ID #	
										STANDARD ⁽¹⁾	PREMIUM ⁽²⁾
	13737	VP3-2PS25-FCCT-H	2'	25/20/15W	3500/4000/5000K	3500/2800/2100 lm	140 lm/W	120-347VAC	2 lamp 17W T8	S-D8A4RJ	S-UOJNMH
	13738	VP3-4PS45-40-H	4'	45/35/26W	4000K	6300/4900/3640 lm	140 lm/W	120-347VAC	2 lamp 32W T8	S-KDAO72	S-ELAYX5
	13740	VP3-4PS45-50-H	4'	45/35/26W	5000K	6300/4900/3640 lm	140 lm/W	120-347VAC	2 lamp 32W T8	S-BJ1YKC	S-1JXMA6
	13742	VP3-4PS45-FCCT-H	4'	45/35/26W	3500/4000/5000K	6300/4900/3640 lm	140 lm/W	120-347VAC	2 lamp 32W T8	S-BFGZNW	S-T3JXU7
	13744	VP3-4PS65-FCCT-H	4'	65/60/55W	3500/4000/5000K	9100/8400/7700 lm	140 lm/W	120-347VAC	3 Lamp 32W T8	S-RPQ9B6	S-97CS5L
	13746	VP3-8PS90-40-H	8	90/75/65W	4000K	12,600/10,500/9100 lm	140 lm/W	120-347VAC	4 Lamp 32W T8	S-5X17RL	S-LY5NCZ
	13748	VP3-8PS90-50-H	8'	90/75/65W	5000K	12,600/10,500/9100 lm	140 lm/W	120-347VAC	4 Lamp 32W T8	S-VYLZH1	S-0M7YQ9
	13750	VP3-8PS90-FCCT-H	8'	90/75/65W	3500/4000/5000K	12,600/10,500/9100 lm	140 lm/W	120-347VAC	4 Lamp 32W T8	S-4GRZSL	S-I50R3N

* All power-selectable fixtures ship at the highest wattage setting

** All CCT-selectable fixtures ship at 4000K

(1) For DLC Primary Use Designation: Direct Linear Ambient Luminaires

(2) For DLC Primary Use Designation: Stairwell and Passageway Luminaires

FACTORY INSTALLED OPTIONS

CUSTOM CORD LENGTH	CORD END	BATTERY BACKUP	CONTROLS
<p>[Blank] : Default, no length*</p> <p>W1xx: 300V 18/3 white cord</p> <p>W2xx: 600V 18/3 white cord</p> <p>W3xx: 600V 18/6 white cord with dimming wires and a 24/7 hot wire for battery backup (Cord end option is not available)</p> <p>Custom length required (in feet)</p>	<p>[Blank] : Default, no cord end</p> <p>N01 : 125V 15A straight plug</p> <p>N02 : 250V 15A straight plug</p> <p>N04 : 125V 15A locking plug</p> <p>N05 : 250V 15A locking plug</p> <p>N06 : 277V 15A locking plug</p> <p>N07 : 125V 20A straight plug</p> <p>N08 : 250V 20A straight plug</p> <p>N09 : 277V 20A straight plug</p> <p>N10 : 125V 20A locking plug</p> <p>N11 : 250V 20A locking plug</p> <p>N12 : 277V 20A locking plug</p> <p>N13* : 347V 20A locking plug</p>	<p>[Blank] : Default, no battery backup</p> <p>EB08 : 8W Internal Backup battery, 100-347V</p>	<p>[Blank] : Default, no controls</p> <p>M11 : Stand-alone Behind the Lens Microwave Motion Sensor, 8-20ft</p>

* Only works with W2xx

MODEL CONFIGURATOR

FACTORY INSTALLED OPTIONS

MODEL	-	SIZE	WATTS	-	CCT	-	VOLTAGE	-	CORD LENGTH	-	CORD END	-	BATTERY BACKUP	-	CONTROLS
VP3	-			-		-		-		-		-		-	

EXAMPLE PART NUMBER: PART NUMBER FROM AVAILABLE MODELS FOLLOWED BY -W120-N01

REFER TO FOLLOWING SECTIONS FOR DETAILS ON FACTORY INSTALLED OPTIONS & AVAILABLE FIELD INSTALLED OPTIONS

ACCESSORIES

ORDER	ORDER CODE	ITEM #	DESCRIPTION
	14649	VP-KOPLUG-12-N	1/2" Sealing Knockout Plug with Nut, Plastic



BATTERY BACKUPS

ORDER	ITEM #	DESCRIPTION	FACTORY INSTALLED CODE
	BLD-CM08E-YYY + MK1-EB	Emergency Battery, internal 8W, 100-347V, Dimmable, 36-56Vdc, 140F for VP3. Factory install only.	EB08

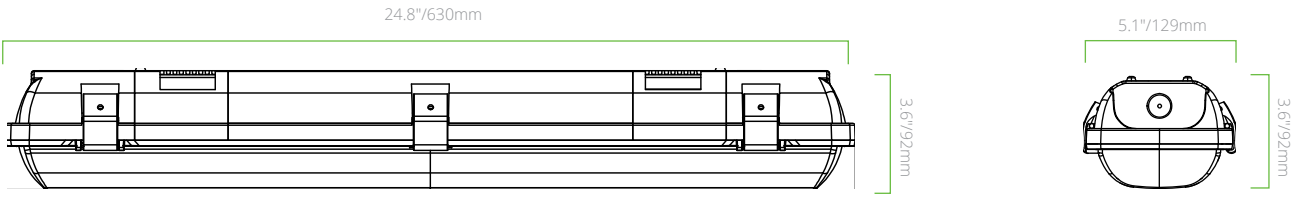
CONTROLS & SENSORS: FIELD OR FACTORY INSTALLED

ORDER	ORDER CODE	ITEM #	DESCRIPTION	FACTORY INSTALLED CODE
STANDALONE CONTROLS				
PIR SENSORS				
	13342	SEN5A-SZPR-WH	Stand-alone PIR Motion Sensor, 12-24V, Z10, 0-10V, Daylight Harvesting, 40ft, White, Parameters Set by SEN5A-ACT Note: Swivel mount adapter required: SENA-AZ-WH	---
MICROWAVE SENSORS*				
	13696	SENA-SHMR	Stand-alone Microwave Motion Sensor, 12-24V, Behind the lens, 0-10V, Daylight Harvesting, 8-20ft, 16" wires, Parameters set by SEN5A-ACT.	M11
	13341	SEN5A-SZMR-WH	Stand-alone Microwave Motion Sensor, 12-24V, Z10, 0-10V, Daylight Harvesting, 40ft, White, Parameters set by SEN5A-ACT. Note: Swivel mount adapter required: SENA-AZ-WH.	---
	11931	SEN5A/M/Z10	Stand-alone Microwave Motion Sensor, 12-24V, Z10, 0-10V, Ambient Threshold, 40ft, Parameters set by RC-100/SEN5A-ACT. Note: Swivel mount adapter required: SENA-AZ-WH.	---

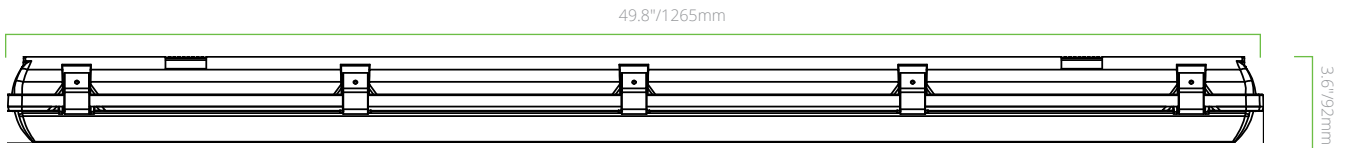
* Microwave sensors must be installed on stable and immovable fixtures to avoid false activation from swinging.

NETWORKED LIGHTING CONTROLS (NLC)				
SENSOR AND CONTROLLER				
	13246	SENA-WZPA-WH	BLE PIR Motion sensor, 12-24V, IP65, Z10, 0-10V, Daylight Harvesting, 40ft, Parameters set by Silvair App. Note: Swivel mount adapter required: SENA-AZ-WH.	---
	12643	PSC-ZKV-WCM-100-BLE-SR	BLE TruBle wireless fixture Controller, 12-24V, Z10, 0-10V, Parameters set by Silvair App. Note: Swivel mount adapter required: SENA-AZ-WH.	---
WALL OR WIRELESS CONTROLLERS				
	12654	ESRPB-W-EO	BLE Easyfit by EnOcean wireless self-powered kinetic Single rocker pad, white, wall plate included.	---
	12655	EDRPB-W-EO	BLE Easyfit by EnOcean wireless self-powered kinetic Double rocker pad, white, wall plate included.	---
	12635	PSC-DM-WS-100-BLE-SR	BLE TruBlu 120-277V, Single Gang Single Button Wall Controller, White, Parameters set by Silvair App.	---
	12636	PSC-DM-I-WS-100-BLE-SR	BLE TruBlu PIR Occupancy/ Vacancy Sensor, 120-277V, Single Gang Wall Controller, White, Parameters set by Silvair App.	---
	12637	PSC-DM-WS-400-BLE-SR	BLE TruBlu 4-Button Wall Controller, 120-277V, Single Gang, White, Parameters set by Silvair App.	---
ADAPTERS & ACCESSORIES				
	13343	SENA-AZ-WH	Z10 White Stem Swivel Mount bracket 12-24VDC Max. 22AWG 2ft V+(1:Yellow) Dim-(2:Pink) Dim+(3:Purple) Optional(4:Brown)	---
	12994	PSC-RET-100-BLE-SR	BLE TruBlu Range Extender, 120-277V, 800ft, Nema 4X Outdoor Enclosure	---
	12993	PSC-TKP-200-BLE-SR	BLE TruBlu Battery Backup Timekeeper and Range Extender, 120V, 800ft, Nema 4X Outdoor Enclosure	---

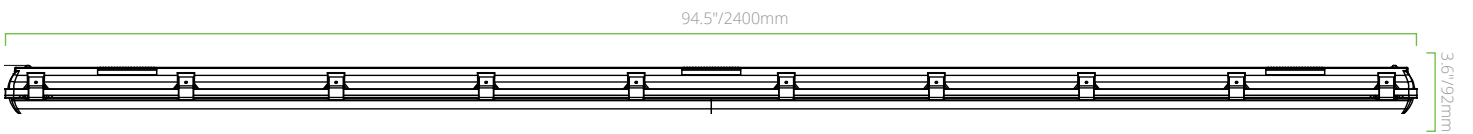
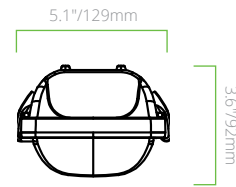
PRODUCT DIMENSIONS



VP3 2FT
Weight: 3.9 lbs / 1.8 kg



VP3 4FT
Weight: 6.0 lbs / 2.7 kg



VP3 8FT
Weight: 12.0 lbs / 5.4 kg

