



HIGHLIGHTS

13,500 to 66,000 lm

Up to 150 lm/W

120-277V, 120-347V & 277-480V

Includes V-hook and 6.5' aircraft cable for suspension installation. Optional Chain Kit, Pendant Mount or Threaded Rod Surface Mount.

120-347V Model comes with External 10' cord

Die-cast Aluminum Housing

Single CCT & Single Wattage

PowerSet & FieldCCeT

Controls Ready

DLC Premium

Estimated L70: 100,000 Hours

LH1

Linear High Bay



Linear High Bay

AVAILABLE MODELS

ORDER CODE	ITEM #	WATTS*	CCT**	LUMENS	EFFICACY (lm/W)	VOLTAGE	TRADITIONAL WATTAGE EQUIVALENT	DLC ID #
								PREMIUM
13399	LH1-090-40-U	90W	4000K	13,500 lm	150 lm/W	120-277V	4-Lamp 4 Foot T8/T12, up to 250W HID	S-0G09HZ
13402	LH1-090-50-U	90W	5000K	13,500 lm	150 lm/W	120-277V	4-Lamp 4 Foot T8/T12, up to 250W HID	S-2I4GTL
13401	LH1-090-40-V	90W	4000K	13,500 lm	150 lm/W	277-480V	4-Lamp 4 Foot T8/T12, up to 250W HID	S-1H2X96
13404	LH1-090-50-V	90W	5000K	13,500 lm	150 lm/W	277-480V	4-Lamp 4 Foot T8/T12, up to 250W HID	S-2MFDA6
13400	LH1-090-40-H	90W	4000K	13,500 lm	150 lm/W	120-347V	4-Lamp 4 Foot T8/T12, up to 250W HID	S-06XSM8
13403	LH1-090-50-H	90W	5000K	13,500 lm	150 lm/W	120-347V	4-Lamp 4 Foot T8/T12, up to 250W HID	S-1TYCOZ
13405	LH1-130-40-U	130W	4000K	19,500 lm	150 lm/W	120-277V	6 lamp 32W T8 or 4 lamp T5 HO or up to 400W HID	S-52Z97R
13408	LH1-130-50-U	130W	5000K	19,500 lm	150 lm/W	120-277V	6 lamp 32W T8 or 4 lamp T5 HO or up to 400W HID	S-6LMAYV
13407	LH1-130-40-V	130W	4000K	19,500 lm	150 lm/W	277-480V	6 lamp 32W T8 or 4 lamp T5 HO or up to 400W HID	S-5X0B8S
13418	LH1-130-50-V	130W	5000K	19,500 lm	150 lm/W	277-480V	6 lamp 32W T8 or 4 lamp T5 HO or up to 400W HID	S-6MC1XH
13406	LH1-130-40-H	130W	4000K	19,500 lm	150 lm/W	120-347V	6 lamp 32W T8 or 4 lamp T5 HO or up to 400W HID	S-528GIL
13409	LH1-130-50-H	130W	5000K	19,500 lm	150 lm/W	120-347V	6 lamp 32W T8 or 4 lamp T5 HO or up to 400W HID	S-6CGSFV
13419	LH1-160-40-U	160W	4000K	24,000 lm	150 lm/W	120-277V	6 lamp 32W T8 or 4 lamp T5 HO or up to 400W HID	S-A90X8I
13422	LH1-160-50-U	160W	5000K	24,000 lm	150 lm/W	120-277V	6 lamp 32W T8 or 4 lamp T5 HO or up to 400W HID	S-AXHMF3
13421	LH1-160-40-V	160W	4000K	24,000 lm	150 lm/W	277-480V	6 lamp 32W T8 or 4 lamp T5 HO or up to 400W HID	S-AWCZVT
13424	LH1-160-50-V	160W	5000K	24,000 lm	150 lm/W	277-480V	6 lamp 32W T8 or 4 lamp T5 HO or up to 400W HID	S-C1RIYP
13420	LH1-160-40-H	160W	4000K	24,000 lm	150 lm/W	120-347V	6 lamp 32W T8 or 4 lamp T5 HO or up to 400W HID	S-A3PJLR
13423	LH1-160-50-H	160W	5000K	24,000 lm	150 lm/W	120-347V	6 lamp 32W T8 or 4 lamp T5 HO or up to 400W HID	S-AWJQHI
13431	LH1-PS160-FCCT-U	160/130/ 110/90W	4000/ 5000K	24,000/19,500/ 16,500/13,500 lm	150 lm/W	120-277V	6 lamp 32W T8 or 4 lamp T5 HO or up to 400W HID	S-QATL9J
13425	LH1-200-40-U	200W	4000K	30,000 lm	150 lm/W	120-277V	6 lamp T5 HO or up to 600W HID	S-D7VUX1
13428	LH1-200-50-U	200W	5000K	30,000 lm	150 lm/W	120-277V	6 lamp T5 HO or up to 600W HID	S-HCEBJS
13427	LH1-200-40-V	200W	4000K	30,000 lm	150 lm/W	277-480V	6 lamp T5 HO or up to 600W HID	S-EPIDNC
13430	LH1-200-50-V	200W	5000K	30,000 lm	150 lm/W	277-480V	6 lamp T5 HO or up to 600W HID	S-HNFC6K
13507	LH1-240-40-U	240W	4000K	36,000 lm	150 lm/W	120-277V	6 lamp T5 HO or up to 750W HID	S-KI5Q01
13510	LH1-240-50-U	240W	5000K	36,000 lm	150 lm/W	120-277V	6 lamp T5 HO or up to 750W HID	S-LH7TAI
13509	LH1-240-40-V	240W	4000K	36,000 lm	150 lm/W	277-480V	6 lamp T5 HO or up to 600W HID	S-KMSV5G
13512	LH1-240-50-V	240W	5000K	36,000 lm	150 lm/W	277-480V	6 lamp T5 HO or up to 600W HID	S-NQ04WI
13508	LH1-240-40-H	240W	4000K	36,000 lm	150 lm/W	120-347V	6 lamp T5 HO or up to 750W HID	S-JZW7HP
13511	LH1-240-50-H	240W	5000K	36,000 lm	150 lm/W	120-347V	6 lamp T5 HO or up to 750W HID	S-L32F5S
13432	LH1-PS240-FCCT-U	240/220/ 200/180W	4000/ 5000K	36,000/33,000/ 30,000/27,000 lm	150 lm/W	120-277V	6 lamp T5 HO or up to 750W HID	S-S4Q5FY
13433	LH1-PS320-40-U	320/300/ 280/260W	4000K	48,000/45,000/ 42,000/39,000 lm	150 lm/W	120-277V	6 lamp T5 HO or up to 1000W HID	S-SO1W4J
13435	LH1-PS320-50-U	320/300/ 280/260W	5000K	48,000/45,000/ 42,000/39,000 lm	150 lm/W	120-277V	6 lamp T5 HO or up to 1000W HID	S-UD7NGH
13434	LH1-PS320-40-V	320/300/ 280/260W	4000K	48,000/45,000/ 42,000/39,000 lm	150 lm/W	277-480V	6 lamp T5 HO or up to 1000W HID	S-T4P75J
13436	LH1-PS320-50-V	320/300/ 280/260W	5000K	48,000/45,000/ 42,000/39,000 lm	150 lm/W	277-480V	6 lamp T5 HO or up to 1000W HID	S-UGO6CY
13437	LH1-PS440-40-U	440/400/ 380/360W	4000K	66,000/60,000/ 57,000/54,000 lm	150 lm/W	120-277V	6 lamp T5 HO or up to 1000W HID	S-W7LVTO
13439	LH1-PS440-50-U	440/400/ 380/360W	5000K	66,000/60,000/ 57,000/54,000 lm	150 lm/W	120-277V	6 lamp T5 HO or up to 1000W HID	S-Y0JH19
13438	LH1-PS440-40-V	440/400/ 380/360W	4000K	66,000/60,000/ 57,000/54,000 lm	150 lm/W	277-480V	6 lamp T5 HO or up to 1000W HID	S-WNI7BC
13440	LH1-PS440-50-V	440/400/ 380/360W	5000K	66,000/60,000/ 57,000/54,000 lm	150 lm/W	277-480V	6 lamp T5 HO or up to 1000W HID	S-Y5QX09

* All power-selectable fixtures ship at the highest wattage setting

** All CCT-selectable fixtures ship at 4000K



Linear High Bay

CONTROLS & SENSORS: FIELD INSTALLED

ORDER CODE	ITEM #	DESCRIPTION
STANDALONE CONTROLS		
PIR SENSORS		
800654	MS2-OPD-3	Stand-alone PIR Motion Sensor, 120-347V, 1/2" knock-out, On/Off, Ambient Threshold, 40ft, Parameters set by dip switch.
800655	MS2-DPX-3	Stand-alone PIR Motion Sensor, 120-347V, 1/2" knock-out, 0-10V, Ambient Threshold, 40ft, Parameters set by dip switch or SENA-ACT.
801282	MSF-DPR-12	Stand-alone PIR Motion Sensor, 12V, screw-in, 0-10V, Ambient Threshold, 20ft, Parameters set by remote RC02.
10220	SEN-3B-KO	Stand-alone PIR Motion Sensor, 120-277V, IP66, 1/2" knock-out, 0-10V, Ambient Threshold, 30ft, Parameters set by SEN-3-RC.
10476	SEN-3AA-KO	Stand-alone PIR Motion Sensor, 120-277V, 1/2" knock-out, On/Off, Ambient Threshold, 30ft, Parameters set by dip switch.
13342	SENA-SZPR-WH	Stand-alone PIR Motion Sensor, 12-24V, Z10, 0-10V, Daylight Harvesting, 40ft, White, Parameters set by SENA-ACT Note: Screw-in to Z10 adapter required: SENA-APZ-WH.
MICROWAVE SENSORS*		
313895	MS1-DHR-KO-1	Stand-alone Microwave Motion Sensor, 120-277V, IP65, 1/2" knock-out, 0-10V, Ambient Threshold, 48ft, Parameters set by RC01.
801281	MSF-DMR-12	Stand-alone Microwave Motion Sensor, 12V, screw-in, 0-10V, Ambient Threshold, 49ft, Parameters set by remote RC02.
12150	SEN/M/S1C/KO	Stand-alone Microwave Motion Sensor, 120-277V, IP65 1/2" knock-out, 0-10V, Ambient Threshold, Parameters set by SEN-S1-RC3.
13341	SENA-SZMR-WH	Stand-alone Microwave Motion Sensor, 12-24V, Z10, 0-10V, Daylight Harvesting, 40ft, White, Parameters set by SENA-ACT. Note: Screw-in to Z10 adapter required: SENA-APZ-WH.
11931	SENA/M/Z10	Stand-alone Microwave Motion Sensor, 12-24V, Z10, 0-10V, Ambient Threshold, 40ft, White, Parameters set by SENA-ACT. Note: Screw-in to Z10 adaptor required: SENA-APZ-WH.
* Microwave sensors must be installed on stable and immovable fixtures to avoid false activation from swinging.		
REMOTES FOR COMMISSIONING STANDALONE CONTROLS		
13344	SENA-ACT	Commissioning Tool for SENA, BAY-E-SEN/PIR, BAY-E-SEN/M, and MS2-DPX-3 (Backward compatible with SENA/CT and RC-100)
10226	SEN-3-RC	Commissioning Tool for SEN-3B-KO and SEN-3C-KO
313897	RC01	Commissioning Tool for MS1-DHR-SA-4, MS1-DHR-KO-1, MS1-DHR-KO-4
10917	SEN-S1-RC3	Compatible with SEN/M/S1C/KO
800891	RC02	Commissioning Tool for MSF-DPR-12, MSF-DMR-12
NETWORKED LIGHTING CONTROLS (NLC)		
SENSOR AND CONTROLLER		
13246	SENA-WZPA-WH	BLE PIR Motion sensor, 12-24V, IP65, Z10, 0-10V, Daylight Harvesting, 40ft, Parameters set by Silvair App. Note: Screw-in to Z10 adapter required: SENA-APZ-WH.
12643	PSC-ZKV-WCM-100-BLE-SR	BLE TruBle wireless fixture Controller, 12-24V, Z10, 0-10V, Parameters set by Silvair App. Note: Screw-in to Z10 adapter required: SENA-APZ-WH.
WALL OR WIRELESS CONTROLLERS		
12654	ESRPB-W-EO	BLE Easyfit by EnOcean wireless self-powered kinetic Single rocker pad, white, wall plate included.
12655	EDRPB-W-EO	BLE Easyfit by EnOcean wireless self-powered kinetic Double rocker pad, white, wall plate included.
12635	PSC-DM-WS-100-BLE-SR	BLE TruBlu 120-277V, Single Gang Single Button Wall Controller, White, Parameters set by Silvair App.
12636	PSC-DM-I-WS-100-BLE-SR	BLE TruBlu PIR Occupancy/ Vacancy Sensor, 120-277V, Single Gang Wall Controller, White, Parameters set by Silvair App.
12637	PSC-DM-WS-400-BLE-SR	BLE TruBlu 4-Button Wall Controller, 120-277V, Single Gang, White, Parameters set by Silvair App.
ADAPTERS & ACCESSORIES		
13467	SENA-APZ-WH	Z10 adaptor 1/2" Screw-in spring load pins to Z10 Receptacle IP65 White.
12994	PSC-RET-100-BLE-SR	BLE TruBlu Range Extender, 120-277V, 800ft, Nema 4X Outdoor Enclosure
12993	PSC-TKP-200-BLE-SR	BLE TruBlu Battery Backup Timekeeper and Range Extender, 120V, 800ft, Nema 4X Outdoor Enclosure

LH1 Linear High Bay



RoHS Compliant



CAN ICES-005



ACCESSORIES




LH1-PMK
Pendant Mount Kit



LH1-TRSMK
Threaded Rod & Surface Mount Kit



LH1-WG (L & XL)
Wire Guard Mount Kit



LH1-VCK
V-Hook & Chain Kit



LH1-LENS-65 (L & XL)
65 Degree Lens

FACTORY MODS

65 DEGREE AISLE LENS

ADDITIONAL SURGE PROTECTION

18W & 40W BATTERY BACKUP

CUSTOM CORD LENGTH

CORD ENDS:

N01 : 125V 15A straight plug N09 : 277V 20A straight plug
 N02 : 250V 15A straight plug N10 : 125V 20A locking plug
 N04 : 125V 15A locking plug N11 : 250V 20A locking plug
 N05 : 250V 15A locking plug N12 : 277V 20A locking plug
 N06 : 277V 15A locking plug N13 : 347V 20A locking plug
 N07 : 125V 20A straight plug N14 : 480V 20A locking plug
 N08 : 250V 20A straight plug

CONTROLS READY

EASILY ADD CONTROLS ANY TIME WITHOUT THE NEED FOR ANY WIRING



STANDALONE CONTROLS

Compatible with Eiko's Standalone Control Solutions. Microwave or PIR.




NETWORKED LIGHTING CONTROLS

Compatible with Eiko's Networked Lighting Controls System.

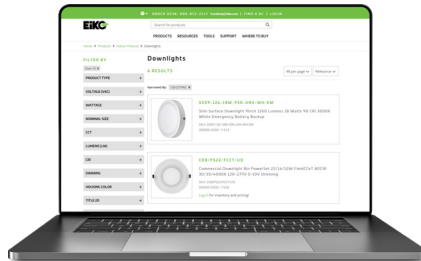


LH1 Linear High Bay

A LINEAR HIGH BAY DESIGNED TO WOW



Call your local sales rep for more details!



PRICE & AVAILABILITY
ON OUR WEBSITE FOR OUR
AGENT AND DISTRIBUTOR
PARTNERS



SCAN

World Headquarters, USA:
18000 W. 105th Street, 3rd Floor
Olathe, KS 66061
1.800.852.2217



Head Office, Canada:
7900 Goreway Drive, Unit 8
Brampton, ON L6T 5W6
1.888.741.2673