



LLW Linear Wrap

HIGHLIGHTS

- Ideal replacement for less efficient fluorescent wrap fixtures
- Perfect for lower traffic areas
- Internal back-up battery field install accessory available
- 2' and 4' versions
- PowerSet feature allows for multiple lumen stops out of the box
- FieldCCeT features provides multiple color temperature settings in one fixture

CERTIFICATIONS

- UL listed for US & Canada
- ETL Listed for US & Canada
- RoHS Compliant
- FCC Compliant
- Damp Location Rated
- DesignLights Consortium® Qualified - meets DLC requirements for efficacy and lumen maintenance

PERFORMANCE

- High Efficacy, up to 115 lm/W
- Available in fixed wattage models: 20W, 32W, 40W or 48W and PowerSet models: power-selectable 24/20/16W or 48/40/32W
- Available in single CCT models: 4000K or FieldCCeT models: field-selectable CCT 35/40/5000K
- CRI: >80
- Rated lifetime L70: 50,000 hours

ELECTRICAL

- Input voltage: 120-277V, 120-347V
- 12V Output: 200mA (on available models, see page 2)
- Power Factor: >0.9
- THD: <10%

THERMAL

- -4°F to 122°F (-20°C to 50°C) ambient operating temperature

CONSTRUCTION

- Durable steel body construction with white powder coat finish
- Polycarbonate lens

WARRANTY

- 5 Year limited warranty available [online](#). Contact your EiKO sales rep for additional details.

project name	type
catalog number	voltage
approved by	date



LLW 2



LLW 4



APPLICATIONS

- Classroom
- Meeting rooms
- Office
- Library
- Retail
- Reception/Lobby

KEY FEATURES

BACK-UP BATTERY

Internal back-up battery field install accessory available

MULTIPLE LUMEN OPTIONS

PowerSet feature allows for multiple lumen stops out of the box

MULTIPLE COLOR TEMPS

FieldCCeT features provides multiple color temperature settings in one fixture

INTERNAL BACK-UP BATTERY FIELD INSTALL ACCESSORY AVAILABLE

POWERSSET FEATURE ALLOWS FOR MULTIPLE LUMEN STOPS OUT OF THE BOX

FIELDCCET FEATURES PROVIDES MULTIPLE COLOR TEMPERATURE SETTINGS IN ONE FIXTURE



AVAILABLE MODELS

ORDER	ORDER CODE	ITEM #	SIZE	WATTS	CCT*	LUMENS	EFFICACY (lm/W)	CRI	VOLTAGE	12V OUTPUT	DIMMING	DLC
												STANDARD
	12577	LLW2/20W/8FCCT/UD	2'	20W	35/40/5000K	2300 lm	115 lm/W	>80	120-277V	200mA	0-10V	S-N9HWZ0
	12578	LLW2/PS24/8FCCT/HD	2'	24/20/16W	35/40/5000K	2760/2300/1840 lm	115 lm/W	>80	120-347V	n/a	0-10V	S-OSWDME
	12580	LLW4/40W/8FCCT/UD	4'	40W	35/40/5000K	4600 lm	115 lm/W	>80	120-277V	200mA	0-10V	S-XIR2HQ
	12581	LLW4/48W/8FCCT/UD	4'	48W	35/40/5000K	5520 lm	115 lm/W	>80	120-277V	200mA	0-10V	S-OWCHR3
	11443	LLW4-368-32W-840-HD	4'	32W	4000K	3680 lm	115 lm/W	>80	120-347V	n/a	0-10V	PNIX397A
	12579	LLW4/32W/8FCCT/UD	4'	32W	35/40/5000K	3680 lm	115 lm/W	>80	120-277V	200mA	0-10V	S-NTV8YP
	11444	LLW4-460-40W-840-HD	4'	40W	4000K	4600 lm	115 lm/W	>80	120-347V	n/a	0-10V	PDJFW878
	11445	LLW4-552-48W-840-HD	4'	48W	4000K	5520 lm	115 lm/W	>80	120-347V	n/a	0-10V	P67LU7LR
	12582	LLW4/PS48/8FCCT/HD	4'	48/40/32W	35/40/5000K	5520/4600/3680 lm	115 lm/W	>80	120-347V	n/a	0-10V	S-7T8SAB

*Ships at 4000K

MODEL CONFIGURATOR							
MODEL	SIZE	-	WATTS	-	CRI/CCT	-	VOLTAGE/DIMMING
LLW		-		-		-	

EXAMPLE PART NUMBER: LLW4/32W/8FCCT/UD

BATTERY BACKUPS

ORDER	ORDER CODE	ITEM #	DESCRIPTION
	10918	EEBN08WUA050	EiKO Emergency Battery Kit Internal 8W 120-277VAC 25-50VDC CEC Compliant. Field Installed Only.
	10896	EEBN15WUA050	EiKO Emergency Battery Kit Internal 15W 120-277VAC 25-50VDC CEC Compliant. Field Installed Only.
	10897	EEBN20WUA050	EiKO Emergency Battery Kit Internal 20W 120-277VAC 25-50VDC CEC Compliant. Field Installed Only.

* **WARNING:** Battery is only compatible with 120-277V version. Contact EiKO for 347V battery backup options.

CONTROLS & SENSORS

ORDER	ORDER CODE	ITEM #	DESCRIPTION
STANDALONE CONTROLS			
PIR SENSORS			
	13861	SEN5A-SPPR-WH**	Stand-alone PIR Motion Sensor, 12-24V, Screw-in, 0-10V, Daylight Harvesting, 8-40ft, White, IP65, Parameters set by SEN5A-ACT. Note: Note: Swivel mount adapter required: SENA-AP-WH
	13342	SEN5A-SZPR-WH**	Stand-alone PIR Motion Sensor, 12-24V, Z10, 0-10V, Daylight Harvesting, 40ft, White, Parameters set by SEN5A-ACT. Note: Note: Swivel mount adapter required: SENA-AZ-WH
MICROWAVE SENSORS*			
	313895	MS1-DHR-KO-1	Stand-alone Microwave Motion Sensor, 120-277V, IP65, 1/2" knock-out, 0-10V, Ambient Threshold, 48ft, Parameters set by RC01. Note: Swivel mount adaptor required: SENA-AZ-WH.
	12150	SEN/M/S1C/KO	Stand-alone Microwave Motion Sensor, 120-277V, IP65 1/2" knock-out, 0-10V, Ambient Threshold, Parameters set by SEN-S1-RC3.
	13341	SEN5A-SZMR-WH**	Stand-alone Microwave Motion Sensor, 12-24V, Z10, 0-10V, Daylight Harvesting, 40ft, White, Parameters set by SEN5A-ACT. Note: Swivel mount adapter required: SENA-AZ-WH.
	13859	SEN5A-SPMR-WH**	Stand-alone Microwave Motion Sensor, 12-24V, Screw-in, 0-10V, Daylight Harvesting, 8-40ft, White, IP65, Parameters set by SEN5A-ACT. Note: Note: Swivel mount adapter required: SENA-AP-WH
REMOTES FOR COMMISSIONING STANDALONE CONTROLS			
	13344	SEN5A-ACT	Commissioning Tool for SEN5A, BAY-E-SEN/PIR, BAY-E-SEN/M, and MS2-DPX-3 (Backward compatible with SEN5A/CT and RC-100).
	313897	RC01	Commissioning Tool for MS1-DHR-SA-4, MS1-DHR-KO-1, MS1-DHR-KO-4.
	10917	SEN-S1-RC3	Commissioning Tool for SEN/M/S1C/KO.

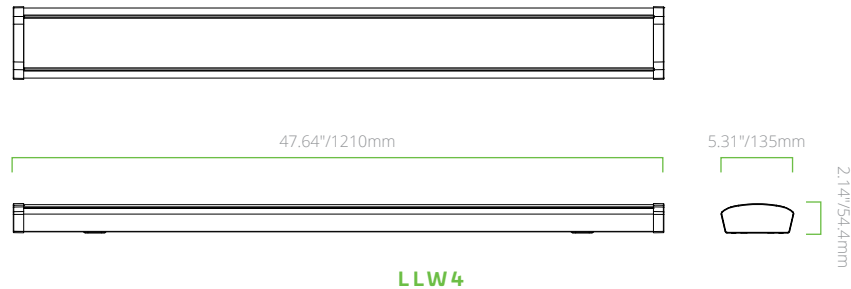
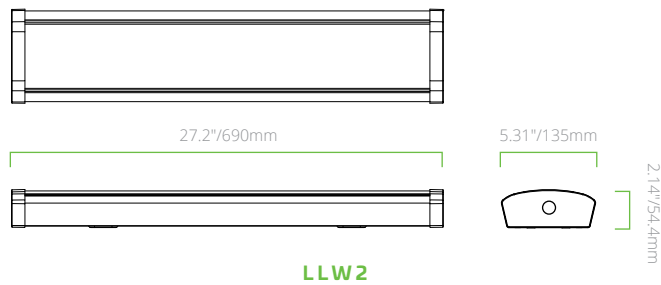
* Microwave sensors must be installed on stable and immovable fixtures to avoid false activation from swinging.

CONTROLS & SENSORS CONT'D

NETWORKED LIGHTING CONTROLS (NLC)			
SENSOR AND CONTROLLER			
	13246	SENA-WZPA-WH**	BLE PIR Motion sensor, 12-24V, IP65, Z10, 0-10V, Daylight Harvesting, 40ft, Parameters set by Silvair App. Note: Swivel mount adapter required: SENA-AZ-WH
	12643	PSC-ZKV-WCM-100-BLE-SR**	BLE TruBle wireless fixture Controller, 12-24V, Z10, 0-10V, Parameters set by Silvair App. Note: Swivel mount adapter required: SENA-AZ-WH
WALL OR WIRELESS CONTROLLERS			
	12654	ESRPB-W-EO	BLE Easyfit by EnOcean wireless self-powered kinetic Single rocker pad, white, wall plate included.
	12655	EDRPB-W-EO	BLE Easyfit by EnOcean wireless self-powered kinetic Double rocker pad, white, wall plate included.
	12635	PSC-DM-WS-100-BLE-SR	BLE TruBlu 120-277V, Single Gang Single Button Wall Controller, White, Parameters set by Silvair App.
	12636	PSC-DM-I-WS-100-BLE-SR	BLE TruBlu PIR Occupancy/ Vacancy Sensor, 120-277V, Single Gang Wall Controller, White, Parameters set by Silvair App.
	12637	PSC-DM-WS-400-BLE-SR	BLE TruBlu 120-277V, Single Gang 4-Button Wall Controller, White, Parameters set by Silvair App.
ADAPTERS & ACCESSORIES			
	14431	SENA-AP-WH	Screw-In IP65 White Stem Swivel Mounting bracket, 12-24VDC Max. 22AWG 2ft V+(1:Yellow) Dim-(2:Pink) Dim+(3:Purple)
	13343	SENA-AZ-WH	Z10 White Stem Swivel Mount bracket 12-24VDC Max. 22AWG 2ft V+(1:Yellow) Dim-(2:Pink) Dim+(3:Purple) Optional(4:Brown)

** Only Compatible with FCCT Models

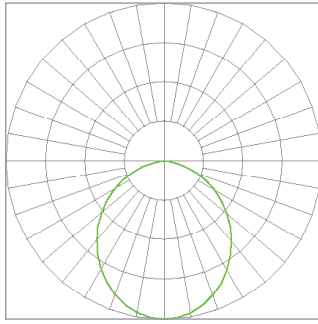
PRODUCT DIMENSIONS



PHOTOMETRICS

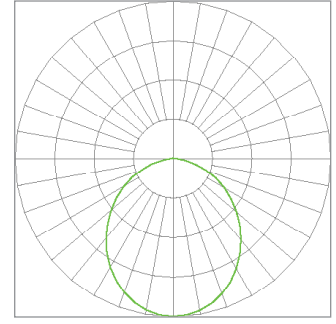
LLW4 32W (Typical performance @ 4000K)

ZONAL LUMEN SUMMARY		
ZONE	LUMENS	%FIXTURE
0-30	1047.74	29.00
0-40	1679.64	46.50
0-60	2854.18	79.10
0-80	3497.67	96.90
0-90	3582.53	99.30
60-80	643.49	17.80
70-80	236.18	6.50
80-90	84.86	2.40
0-180	3609.26	100.00



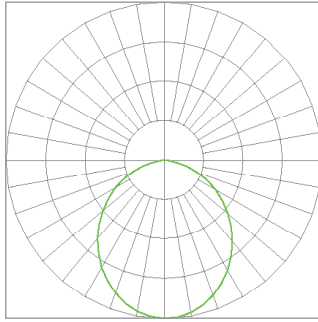
LLW4 40W (Typical performance @ 4000K)

ZONAL LUMEN SUMMARY		
ZONE	LUMENS	%FIXTURE
0-30	1336.16	29.00
0-40	2142.69	46.50
0-60	3643.04	79.10
0-80	4466.13	96.90
0-90	4573.43	99.30
60-80	823.08	17.90
70-80	302.21	6.60
80-90	107.30	2.30
0-180	4607.07	100.00



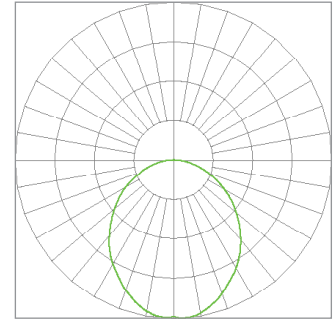
LLW4 48W (Typical performance @ 4000K)

ZONAL LUMEN SUMMARY		
ZONE	LUMENS	%FIXTURE
0-30	1577.18	29.00
0-40	2528.31	46.60
0-60	4295.46	79.10
0-80	5261.31	96.90
0-90	5386.00	99.20
60-80	965.85	17.80
70-80	353.81	6.50
80-90	124.69	2.30
0-180	5430.69	100.00



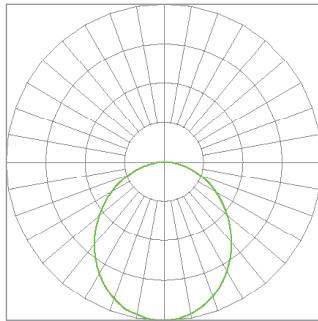
LLW2 20W (Typical performance @ 5000K)

ZONAL LUMEN SUMMARY		
ZONE	LUMENS	%FIXTURE
0-30	706.99	28.80
0-40	1134.82	46.20
0-60	1931.05	78.60
0-80	2365.67	96.30
0-90	2426.63	98.80
60-80	434.62	17.70
70-80	161.64	6.60
80-90	60.97	2.50
0-180	2457.13	100.00



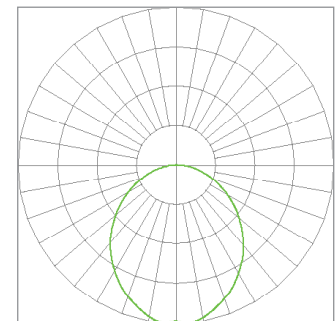
LLW4 32W (Typical performance @ 5000K)

ZONAL LUMEN SUMMARY		
ZONE	LUMENS	%FIXTURE
0-30	848.54	29.20
0-40	1360.44	46.80
0-60	2305.29	79.20
0-80	2811.15	96.60
0-90	2878.83	98.90
60-80	505.86	17.40
70-80	186.57	6.40
80-90	67.68	2.30
0-180	2909.69	100.00



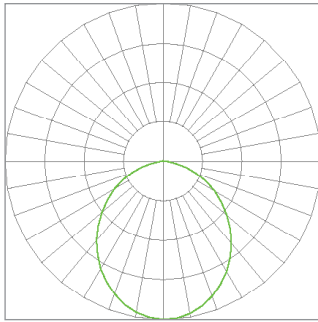
LLW4 40W (Typical performance @ 5000K)

ZONAL LUMEN SUMMARY		
ZONE	LUMENS	%FIXTURE
0-30	1554.65	27.90
0-40	2517.56	45.20
0-60	4355.33	78.10
0-80	5391.06	96.70
0-90	5524.97	99.10
60-80	1035.72	18.60
70-80	385.01	6.90
80-90	133.92	2.40
0-180	5575.14	100.00



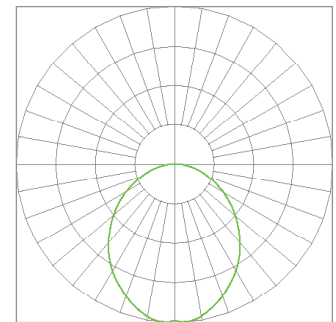
LLW4 48W (Typical performance @ 5000K)

ZONAL LUMEN SUMMARY		
ZONE	LUMENS	%FIXTURE
0-30	848.54	29.20
0-40	1360.44	46.80
0-60	2305.29	79.20
0-80	2811.15	96.60
0-90	2878.83	98.90
60-80	505.86	17.40
70-80	186.57	6.40
80-90	67.68	2.30
0-180	2909.69	100.00



LLW4 PS24 (Typical performance @ 24W, 5000K)

ZONAL LUMEN SUMMARY		
ZONE	LUMENS	%FIXTURE
0-30	1554.65	27.90
0-40	2517.56	45.20
0-60	4355.33	78.10
0-80	5391.06	96.70
0-90	5524.97	99.10
60-80	1035.72	18.60
70-80	385.01	6.90
80-90	133.92	2.40
0-180	5575.14	100.00



LLW4 PS24 (Typical performance @ 24W, 5000K)

ZONAL LUMEN SUMMARY		
ZONE	LUMENS	%FIXTURE
0-30	1554.65	27.90
0-40	2517.56	45.20
0-60	4355.33	78.10
0-80	5391.06	96.70
0-90	5524.97	99.10
60-80	1035.72	18.60
70-80	385.01	6.90
80-90	133.92	2.40
0-180	5575.14	100.00

