



ES2-SERIES LED EMERGENCY LIGHTING UNIT



Project	
Date	
Prepared by	
Model #	ES2-BU1SC72B-3

OVERVIEW

The ES2-Series LED Emergency Lighting Unit is designed to provide efficient and reliable emergency lighting. Utilizing a sturdy, all steel housing, the ES2-BU1SC72B-3 presents a modern and unobtrusive design.

PRODUCT HIGHLIGHTS

- AC input voltage
- 72W Battery Power
- 90° x 90° swivel LED emergency lighting heads
- 2 x 2W LED heads with 260 lumens output

ELECTRICAL SPECIFICATION

Input Voltage	100-347VAC 50/60Hz	Battery Type	Lead-Acid
Output Voltage	12VDC	Battery Charge Time	24 hours
Indicator	Charge, Discharge, Test	Battery Discharge Time	@72W >30 mins @24W >90 mins
Battery Capacity	72W (12V x 7Ah)		

LIGHTING INFORMATION

Lamp Type	LED	Lamp Power	2 x 2W (4W)
Lamp Input Voltage	6-12VDC	LED Heads Lumen Output	260 lm

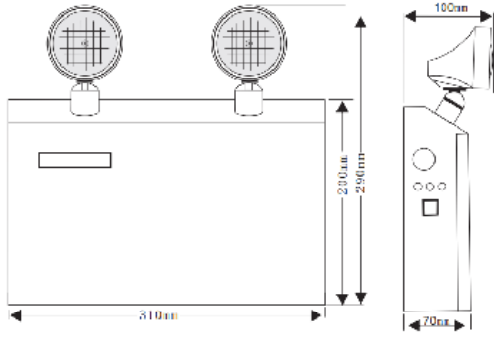
CONSTRUCTION

Housing Material	Powder Coated Steel Body Flame Retardant ABS Remote Head	Material Grade	UL 94V0
Housing Color	White	Operation Range	32°F to 104°F/0°C to 40°C
Dimension (inch/mm)	12.2" (W) x 7.87" (H) x 2.75" (D) 310mm (W) x 200mm (H) x 70mm (D)	Installation Method	Wall Mount
Weight	2.9kg/6.4lbs	Warranty	5 years

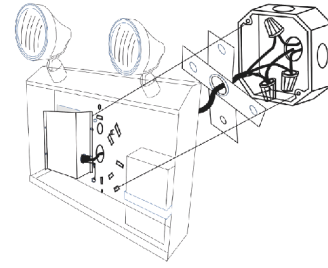
APPROVALS & LISTINGS

Safety Compliance	cCSAus	Safety Standards	CSA C22.2 NO.141-15 CAN/CSA-C22.2 NO.250.13-17
File Number	272501	Approved Locations	Damp Locations

PRODUCT DIMENSIONS

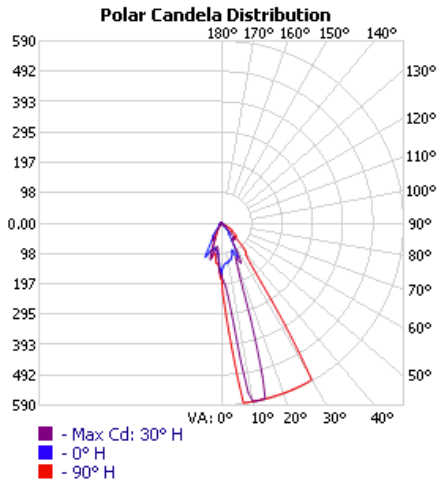


MOUNTING DIAGRAM

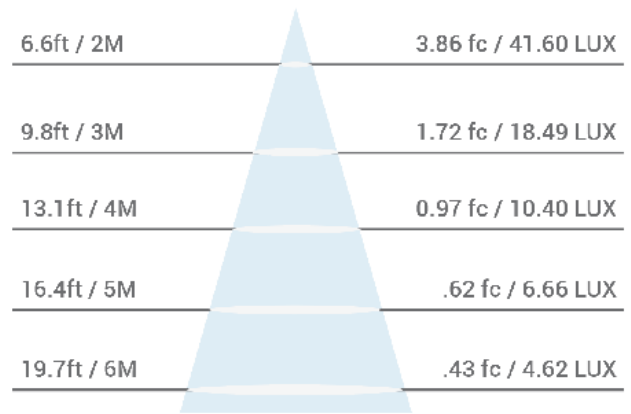


Wall Mount

POLAR CANDELA DISTRIBUTION (FOR 1 LED HEAD)



ILLUMINANCE AT A DISTANCE (FOR 1 LED HEAD)



RECOMMENDED CONFIGURATIONS

Up to 68W additional load with any combination of:

- ES2-RH1PC2-6 (2W)
- ES2-RH1PC4-6 (4W)
- ES2-RH1PC7-6 (7W)
- ES2-RH1PC14-6 (14W)

1. Due to the special conditions of manufacturing, the typical data of optical specifications can only reflect statistical figures and do not necessarily correspond to the actual parameters of each single product which could differ from the typical data.
 2. Exceeding maximum ratings for input voltage and current will cause hazardous overload and will likely destroy the LED fixture.
 3. Refer to Warranty Terms & Conditions available at premiseled.com/warranty