

KICHLER®

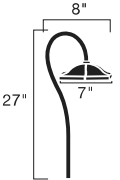
LED Shepherd's Crook



PROJECT:
TYPE:
ORDERING # :
COMMENTS:



FEATURES

- Traditional flare with today's LED technology.
- Cast Aluminum Housing, Brass
- High-Low Setting – Low: 2.5 W / 4 VA Light Output, High: 4 W / 5.8 VA Light Output
- Integrated LEDs and Driver, 2950K (-150/+175), High CRI
- 9V - 15V AC/DC
- 24" of useable #18-2, SPT-1W leads. Cable connector supplied.
- 8" In-ground stake



ORDERING INFORMATION

EXAMPLE: 15807AZT (Product # & Finish)

PRODUCT	FINISH	WATTAGE	LIGHT SOURCE	WIRING	MOUNTING ACCESSORIES (INCLUDED)	OPTIONS & ACCESSORIES
15807 Dimensions: 8" W x 27" L	Cast Aluminum AZT - Textured Architectural Bronze	Low Setting: 2.5 W / 4 VA High Setting: 4 W / 5.8 VA Note: Not for use with electronic transformers.	Integrated LEDs and Driver 2950K (-150 / +175) High CRI	24" of usable #18-2, SPT-1W leads. Cable connector supplied.	8" In-ground stake	15601AZT - Cast Aluminum Surface Mounting Flange w/ Bronze Finish, Neoprene Gasket For Watertight Seal 15601BKT - Cast Aluminum Surface Mounting Flange w/ Black Finish, Neoprene Gasket For Watertight Seal 15601BBR - Cast Brass Surface Mounting Flange, Neoprene Gasket For Watertight Seal  Flange For Tree / Surface Mounting 15607AZT - Textured Bronze Finish 15607BKT - Textured Black Finish 15607BBR - Bronzed Brass Finish 
	Cast Brass BBR - Bronzed Brass					

Fixture Photometric (fc) High Setting

Distance from Light	0'	1'	2'	3'	4'	5'	6'	7'	8'
Footcandles	19.9	10.7	3.56	1.45	0.57	0.26	0.14	0.08	-

NOTES

For Warranty Information,
 please visit www.landscapelighting.com

We reserve the right to revise the design or components of any product due to parts availability or change in UL standards, without assuming any obligation or liability to modify any products previously manufactured, and without notice.

