

## SO1008

SORA LED Track Fixture  
Track Systems

Job Information		
Project Name		Type
Location		
Quantity		Date
Contact/Phone		
Notes		

### Features

#### Body

Constructed of aluminum, the body features an aesthetically pleasing smooth cylindrical shape. The body includes a colour matching aluminum heat sink in order to provide maximum heat dissipation.

#### Beam Spread

The fixture features a 38° beam spread for optimal light distribution.

#### Dimming

The track fixture is 100~10% dimmable when used with TRIAC dimming controls (Consult factory for compatible dimmers).

#### Adjustability

Adjustable up to 90° tilt and 358° rotation to allow for spotlight into multiple directions.

#### LED Characteristics

8 Watt LUMENS LED engine maintains uniform intensity with a typical luminous flux up to 611 lumens, with a CRI of 90.

#### Compatibility

Fixture is provided with a A-Line connector. For other configurations (Liteline, Halo, Lightolier), please contact your Liteline representative.

#### Labels

- cETLus listed

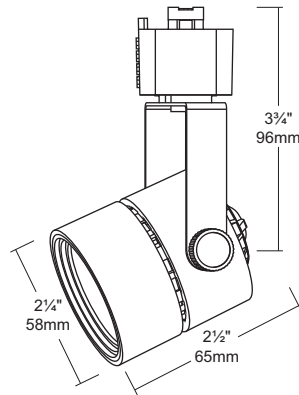
#### SPECIFICATION

Application	Track
Approved Location	Dry / Indoor
Beam Angle	38°
CCT	2700 K / 3000 K
Certification	cETLus
Colour	BK / SL / WH
CRI	90
Dimming	Yes
Dimming Tech	TRIAC/ELV
Energy Star®	Yes
LM80	Yes
Lumens	Up to 611
Lumens per Watt	Up to 76
Power Factor	0.99
Primary Voltage	120
Projected Life	35,000 hrs
Rotation	358°
THD	< 20%
Tilt	90°
Warranty	7 Years
Wattage	8



### Description

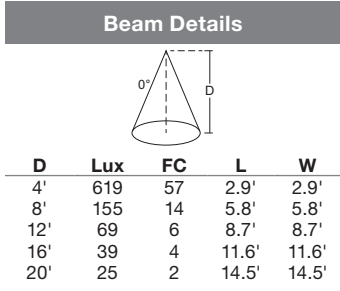
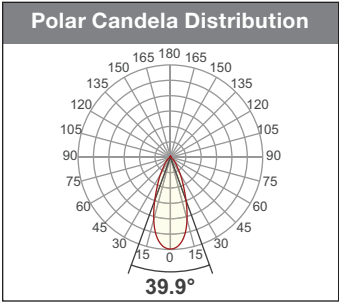
SORA is an aluminum designer track fixture with 8 watt LED module. It provides directional light source for specific aiming and assures a secure lock on the angle position.



**Notes:** For additional options please consult your Liteline representative. Halo is a registered trademark of Cooper Lighting. Lightolier is a registered trademark of Philips. Due to our continued efforts to improve our products, product specifications are subject to change without notice.

### Ordering Guide

Connector Type	Colour Temp.	Beam Angle	Finish Colour
<input type="text" value="Blank"/>	<input type="text" value="27"/>	<input type="text" value="38"/>	<input type="text" value="BK"/>
<b>Blank</b> : A-Line (ATK Track)	<b>27</b> : 2700 K	<b>38</b> : 38°	<b>BK</b> : Black
<b>H</b> : H-style	<b>30</b> : 3000 K		<b>SL</b> : Silver
<b>L</b> : L-style			<b>WH</b> : White
<b>LL</b> : Liteline (TK Track)			



### Zonal Lumen Summary

Zone	Lumens	% Luminaire
0-30	398.8	66.3%
0-40	479.2	79.7%
0-60	544.9	90.7%
60-90	24.7	4.1%
70-100	18.4	3.1%
90-120	12.9	2.1%
0-90	569.6	94.8%
90-180	31.4	5.2%
0-180	601.0	100.0%