

## T5/T8 INTEGRATED TUBES

**PROJECT:** \_\_\_\_\_


**SCHEDULE:** \_\_\_\_\_ **DATE:** \_\_\_\_\_

**PREPARE BY:** \_\_\_\_\_


**NOTES:** \_\_\_\_\_

### DESCRIPTION


naturaLED® LED Integrated Driver T5/T8 Tubes are direct-wire installation to replace Fluorescent Tubes. Designed to be noise-free and non-flickering, our LED Tubes selections from 9W to 43W can replace 2ft, 3ft, 4ft, 8ft Fluorescent Tubes. DLC qualified LED tubes are designed to provide right amount of light levels while utilizing a dedicated internal driver. Our integrated tubes can provide up to 60% in energy savings compare to 4ft 32-watt fluorescent lamps. With excellent color consistency, and Glass Construction, our integrated driver design brings you the best retrofit solution.




Non-Dimmable



50,000 Long Life Hours



No Ballast Required



Single/Double Ended



**Rated Life Hours 50,000**  
**Warranty 5 Years**

### APPLICATIONS

Retails, Restaurants, Hospitalities, Offices, Schools, Conference Rooms, Meeting Rooms, Factories

### FEATURES

- DLC Standard
- For Damp Location
- UL Listed
- Retrofit for T5/T8/T12 fluorescent tubes
- Ballast bypass design (UL Type B)
- Universal T8 designed for shunted/non-shunted tombstones sockets
- T5 designed for double sided wiring
- T8 designed for single and double ended wiring (depends on model)
- No flickering
- No ballast required
- Input Voltage: 120-277V
- Surge Protect Level: 1.5KV (all by-pass tubes)
- Operating temperature: - 4°F - 113°F
- 50,000 hrs rated average life

### BASE TYPE



**SAMPLE NUMBER** LED14T8/FR18/840/UNV

| STYLE        | WATTAGE | SERIES   | LENS/LENGTH             | CRI    | COLOR TEMP | TYPE                    |
|--------------|---------|----------|-------------------------|--------|------------|-------------------------|
| LED          | 14      | T8       | FR18                    | 8      | 40         | UNV                     |
| led lighting | 14 watt | T8 tubes | frosted<br>1,800 lumens | CRI 80 | 4000K      | universal driver design |



## ORDERING

\*P= Premium DLC / \*S = Standard DLC

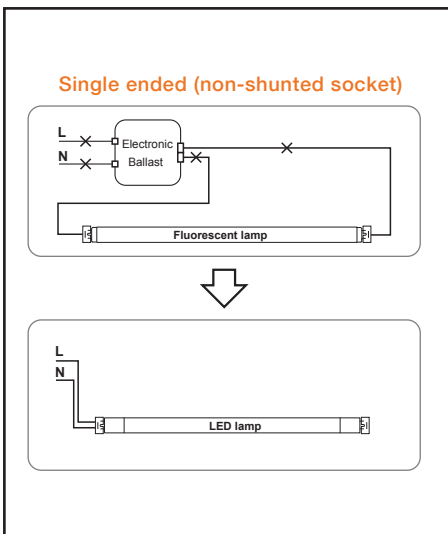
| Watts (W) | Ordering Code | Description             | CCT (K) | Lumens (Lm) | Base   | Length    | Equiv. Wattage (W) | Wiring Method | Damp Location | DLC (S/P) |
|-----------|---------------|-------------------------|---------|-------------|--------|-----------|--------------------|---------------|---------------|-----------|
| 25        | <b>5943</b>   | LED25T5/FR35/850        | 5000K   | 3,500       | Bi-Pin | 4'/48inch | 54                 | II            | •             | S         |
| 9         | <b>4556</b>   | LED9T8/24FR11/840/UNV   | 4000K   | 1,150       | Bi-Pin | 2'/24inch | 17                 | I or II       | •             | S         |
| 9         | <b>4557</b>   | LED9T8/24FR11/850/UNV   | 5000K   | 1,150       | Bi-Pin | 2'/24inch | 17                 | I or II       | •             | S         |
| 10        | <b>*5778</b>  | LED10T8/24FR10/840      | 4000K   | 1,109       | Bi-Pin | 2'/24inch | 17                 | I or II       | •             | -         |
| 12        | <b>4569</b>   | LED12T8/36FR14/840/UNV  | 4000K   | 1,450       | Bi-Pin | 3'/36inch | 25                 | I or II       | •             | S         |
| 12        | <b>4570</b>   | LED12T8/36FR14/850/UNV  | 5000K   | 1,450       | Bi-Pin | 3'/36inch | 25                 | I or II       | •             | S         |
| 10.5      | <b>4603</b>   | LED10.5T8/FR17/840/UNV  | 4000K   | 1,700       | Bi-Pin | 4'/48inch | 32                 | I or II       | •             | S         |
| 10.5      | <b>4604</b>   | LED10.5T8/FR17/850/UNV  | 5000K   | 1,700       | Bi-Pin | 4'/48inch | 32                 | I or II       | •             | S         |
| 14        | <b>4538</b>   | LED14T8/FR18/840/UNV    | 4000K   | 1,800       | Bi-Pin | 4'/48inch | 32                 | I or II       | •             | S         |
| 14        | <b>4539</b>   | LED14T8/FR18/850/UNV    | 5000K   | 1,800       | Bi-Pin | 4'/48inch | 32                 | I or II       | •             | S         |
| 15        | <b>*5953</b>  | LED15T8/36FR16/840      | 4000K   | 1,600       | Bi-Pin | 3'/36inch | 25                 | I             | •             | -         |
| 15        | <b>*5954</b>  | LED15T8/36FR16/850      | 5000K   | 1,600       | Bi-Pin | 3'/36inch | 25                 | I             | •             | -         |
| 15        | <b>5955</b>   | LED15T8/FR18/840G1      | 4000K   | 1,800       | Bi-Pin | 4'/48inch | 32                 | I             | •             | S         |
| 15        | <b>5956</b>   | LED15T8/FR18/850G1      | 5000K   | 1,800       | Bi-Pin | 4'/48inch | 32                 | I             | •             | S         |
| 40        | <b>4599</b>   | LED40T8/96FR55/840      | 4000K   | 5,500       | Single | 8'/96inch | 110                | III           | •             | S         |
| 40        | <b>4600</b>   | LED40T8/96FR55/850      | 5000K   | 5,500       | Single | 8'/96inch | 110                | III           | •             | S         |
| 40        | <b>4601</b>   | LED40T8/96FR55/R17D/840 | 4000K   | 5,500       | R17d   | 8'/96inch | 110                | II            | •             | -         |
| 40        | <b>4602</b>   | LED40T8/96FR55/R17D/850 | 5000K   | 5,500       | R17d   | 8'/96inch | 110                | II            | •             | -         |
| 43        | <b>*5958</b>  | LED43T8/96FR55/840      | 4000K   | 5,500       | Single | 8'/96inch | 110                | III           | •             | S         |
| 43        | <b>*5959</b>  | LED43T8/96FR55/850      | 5000K   | 5,500       | Single | 8'/96inch | 110                | III           | •             | S         |
| 43        | <b>*5960</b>  | LED43T8/96FR55/R17D/840 | 4000K   | 5,500       | R17d   | 8'/96inch | 110                | II            | •             | -         |
| 43        | <b>*5961</b>  | LED43T8/96FR55/R17D/850 | 5000K   | 5,500       | R17d   | 8'/96inch | 110                | II            | •             | -         |

**Special Pricing**

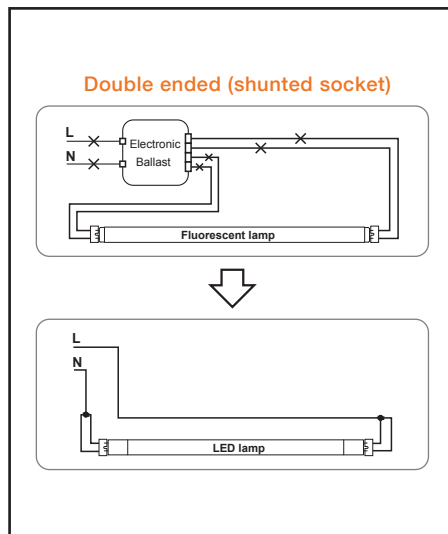
\*Limited Quantity. Please check with your sales rep for more information.

## Surface Mount Kit Dimension

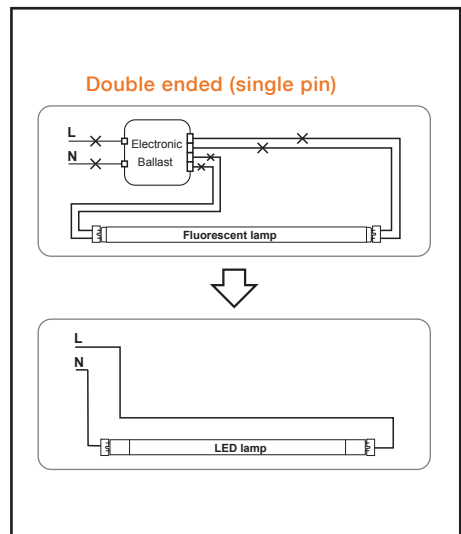
### Wiring method - I



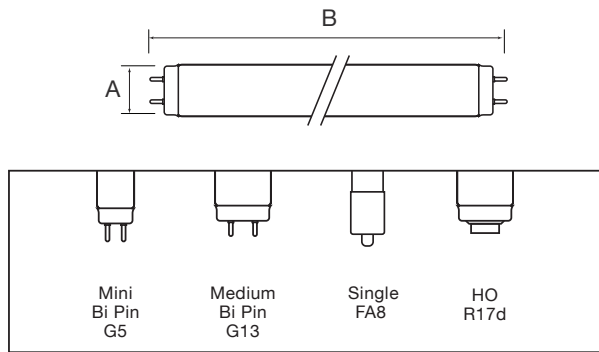
### Wiring method - II



### Wiring method - III



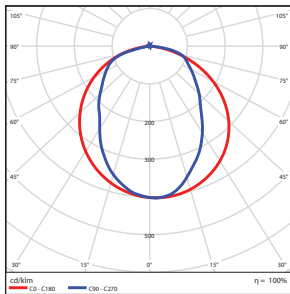
## DIMENSIONS



| Style     | Type | A (Diameter)   | B (Length)     | Weight (lbs) |
|-----------|------|----------------|----------------|--------------|
| T5        | 4-ft | 0.63"(15.87mm) | 48"(1219.2mm)  | 0.45         |
| T8        | 2-ft | 1.00" (25.4mm) | 24"(609.6mm)   | 0.50         |
| T8        | 3-ft | 1.00" (25.4mm) | 36"(914.4mm)   | 0.65         |
| T8        | 4-ft | 1.00" (25.4mm) | 48" (1219.2mm) | 0.80         |
| T8 (FA8)  | 8-ft | 1.00" (25.4mm) | 96" (2438.4mm) | 1.50         |
| T8 (R17d) | 8-ft | 1.00" (25.4mm) | 96" (2438.4mm) | 1.50         |

## PHOTOMETRICS CHART

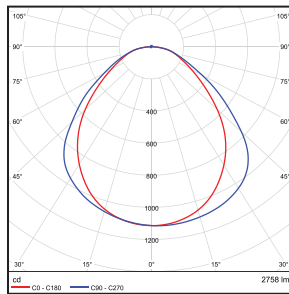
**25W T5 (4-ft)**  
DLC Standard



| Center Beam fc | Beam Width |                 |
|----------------|------------|-----------------|
| 2.5R           | 815 fc     | 7.7 ft 4.5 ft   |
| 5.0R           | 204 fc     | 15.4 ft 8.9 ft  |
| 7.5R           | 90.6 fc    | 23.2 ft 13.4 ft |
| 10.0R          | 50.9 fc    | 30.9 ft 17.9 ft |
| 12.5R          | 32.6 fc    | 38.6 ft 22.3 ft |
| 15.0R          | 22.6 fc    | 46.3 ft 26.8 ft |

Vert. Spread: 114.2°  
Horiz. Spread: 63.6°

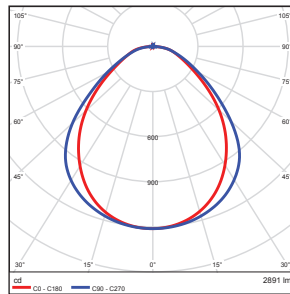
**9W T8 (2-ft)**  
DLC Standard



| Center Beam fc | Beam Width |                 |
|----------------|------------|-----------------|
| 2.5R           | 178 fc     | 5.4 ft 6.5 ft   |
| 5.0R           | 44.5 fc    | 10.7 ft 13.1 ft |
| 7.5R           | 19.8 fc    | 16.1 ft 19.6 ft |
| 10.0R          | 11.1 fc    | 21.4 ft 26.1 ft |
| 12.5R          | 7.13 fc    | 26.8 ft 32.7 ft |
| 15.0R          | 4.95 fc    | 32.2 ft 39.2 ft |

Vert. Spread: 94.0°  
Horiz. Spread: 105.2°

**15W T8 (4-ft)**  
DLC Standard

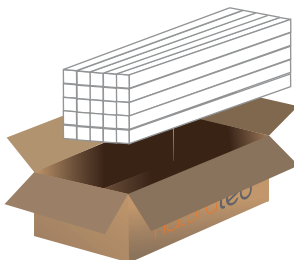


| Center Beam fc | Beam Width |                 |
|----------------|------------|-----------------|
| 2.5R           | 197 fc     | 5.5 ft 6.3 ft   |
| 5.0R           | 49.3 fc    | 11.0 ft 12.7 ft |
| 7.5R           | 21.9 fc    | 16.5 ft 19.0 ft |
| 10.0R          | 12.3 fc    | 22.0 ft 25.3 ft |
| 12.5R          | 7.88 fc    | 27.5 ft 31.7 ft |
| 15.0R          | 5.47 fc    | 33.0 ft 38.0 ft |

Vert. Spread: 95.5°  
Horiz. Spread: 103.4°

## PACKAGE

Case Qty 25pcs (for 2/3/4-ft)



Case Qty 10pcs (for 8-ft)

