



FREE TO SHINE

OFF-GRID

LED SOLAR AREA LIGHT
COMPARES TO 250W HID



- Off-Grid – completely free to operate, plus no trenching or wiring required
- All-in-one design
- Exclusive long-lasting battery withstands extreme temperatures
- Easy to install and operate
- Adjustable solar panel — multiple mounting and lens types available
- Slip-fitter bracket included with fixture
- Fixture Operating Temperature Range = -40F to 140F
Battery Charging Temperature Range = -4F to 140F
- Advanced battery lasts at least 2,000 charge cycles



PART #	UPC	COMPARABLE TO	LUMENS	CCT	EPA
SL-SAL-OG-30W-50K-SF-BK-G1	844006049812	250W	5900	5000K	4.45



solera-solar.com • 847.380.3540



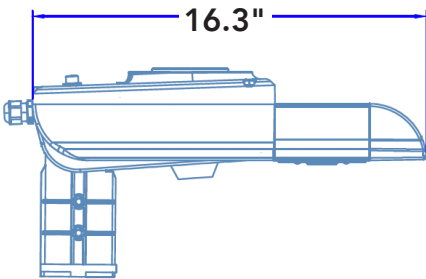


FREE TO SHINE

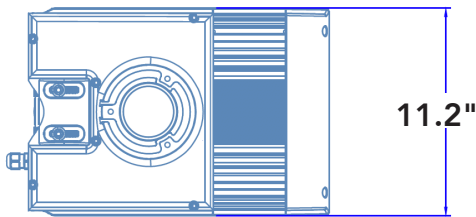
OFF-GRID

LED SOLAR AREA LIGHT
COMPARES TO 250W HID

Fixture Side View

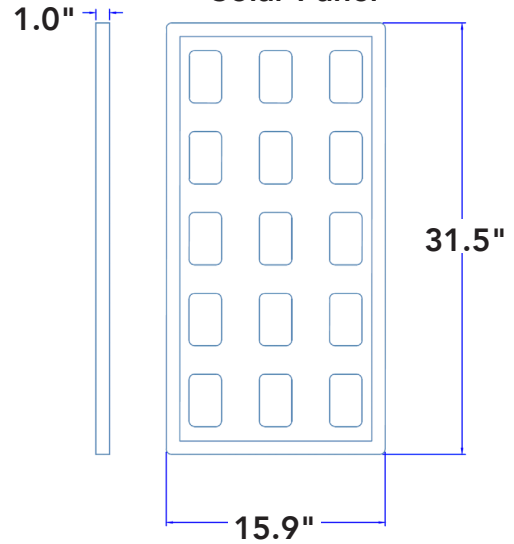


Fixture Top View



(Total fixture weight = 30lbs)

Solar Panel



ADDITIONAL BRACKETS MUST BE PURCHASED SEPARATELY (SLIP-FITTER BRACKET INCLUDED WITH FIXTURE)

ADDITIONAL BRACKETS & ACCESSORIES

REMPHOS PART #	DESCRIPTION
SL-SAL-HYB-BKT-30W-RP-G1	Round pole bracket
SL-SAL-HYB-BKT-30W-SP-G1	Square pole bracket
SL-SAL-HYB-BKT-30W-TN-3-G1	3" square tenon bracket
SL-SAL-HYB-BKT-30W-RT-3-G1	3" round tenon bracket
SL-SAL-HYB-BKT-30W-WM-G1	Wall mount bracket



SL-SAL-HYB-BKT-30W-RP-G1



SL-SAL-HYB-BKT-30W-SP-G1



SL-SAL-HYB-BKT-30W-TN-3-G1



SL-SAL-HYB-BKT-30W-RT-3-G1



SL-SAL-HYB-BKT-30W-WM-G1

- Default Setting - No Adjustments Necessary**

The default setting is Dusk 'till Dawn @ 80% first 2 hours, 50% constant & 80% w/ motion for the rest of the night.