

LED All-Purpose Recessed Accessories

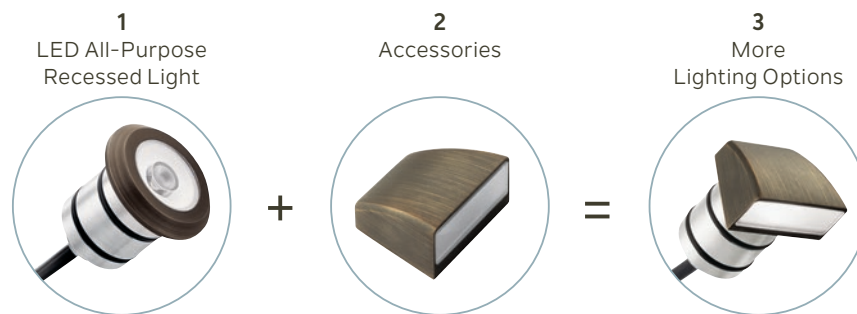
Kichler is expanding its lighting accessory offering to include eight new optional tops and several installation tools to give contractors more options than ever. Designed to enhance our 12V Integrated LED All-Purpose Recessed Light, our new selection of accessories can add more application possibilities and create a variety of different lighting effects.

Features & Benefits

- Provide more user-friendly options to give contractors and designers the effect they want, or compliment other fixture types on the installation.
- Open up more application opportunities, and create efficiencies in project planning by using one fixture in multiple ways
- Add more **visual appeal** and function by using tops to create different looks and effects
- Stake, and compression sleeve allow for seamless **installation** options.



Product + Accessories = Multitude of Lighting Options



All accessories are compatible with both the 16140 (100 Lumen) and 16141 (200 Lumen) LED All-Purpose Recessed Light.



Backed by Kichler's 10-year warranty.
For details, visit Kichler.com/Warranty

KICHLER

LED All-Purpose Recessed Accessories

16142

Prevents glare from behind and side angle of fixture in common up lighting situations.

16143

Ideal for perimeter lighting where you need a wider wash of light. Great as an in-wall or deck post sconce for downward throw. Full 180° opening.

16144, 16145, 16148

90° openings create beacons of directional light. Ideal for patios, walkways, driveways, and much more.

16146

Angled louvers at a 45° project light down and not up in the eye. Ideal for step lighting or in wall lighting.

16147

Contemporary shape for more modern installations. 2.5" square can easily be mounted completely flush.

16149









Ideal for downlighting applications to cut down on the side glare. Can be used in ground application as well for greater surface glare control.

16180

Double etched for maximum diffusion and glare control.

16182

5" Long and cut at a 45° angle for greater stability and anti-heaving. Schedule 40 1.5" PVC.



Finishes: **CBR** = Centennial Brass, **SS** = Stainless Steel, **BK** = Black
All tops are drive-over rated except 16142CBR and 16142SS

© 2019 Kichler Lighting LLC. All rights reserved. | STLD18041

Visit Kichler.com/Landscape

KICHLER