

TWP TRADITIONAL WALL PACK CCT 3

DESCRIPTION

naturaLED® TWP traditional wallpack comes in rugged cast-aluminum housing with excellent thermal design. DLC Premium qualified, our TWP product offers a popular classic appearance for your needs. The traditional shape maintains an aesthetic appearance and will replace any building's wallpack or perimeter lighting. Ideal for outdoor applications such as carports, loading areas, driveways, parking area and pathways. Designed for wall mounting above four feet from ground. New available in Wattage Selectable and Color Temperature Selectable option. *Requires an easy installation using the connectors to activate photocell sensor.

APPLICATIONS

Security, Pathway, Perimeter, Entryway, Area Lighting, and building facades

FEATURES

- DLC Premium Qualified
- IP65 Rated
- ETL Listed
- Built In Photocell Sensor Included (Easy connector to activate the photocell)
- ColorTemp: 4000K, 5000K or CCT3
- Dimmable: 0-10V /1-10V (28W)
- Input line voltage: 120-277V, 120-347V
- Input Current: 28W-0.24A, 38W-0.32A, 60W-0.50A, 80W-0.67A, 100W-0.50A
- Surge Protect Level: 4KV
- Emergency driver and microwave sensor compatible as optional accessories
- Wireguard and replacement lens
- Material: Die Cast Aluminum
- Lens: Borosilicate Glass Lens
- Corrosion resistant powder coating
- Operating temperature: -22°F - 122°F
- 5 Year Warranty
- Finish: Bronze

PROJECT:

SCHEDULE:

DATE:

PREPARE BY:

NOTES:

○ Photocell Sensor Built In*



Rated Life 50,000 Hours
Warranty 5 Years

ACCESSORIES

	Motion Sensor
	Emergency Drivers
	Wireguard
	Replacement Lens
	Shield Cover
	Surge Protection

SAMPLE NUMBER FXTWP60SW/CCT3/BZ-PHO

FAMILY	SERIES	WATTAGE	SELECTABLE	COLOR TEMP	FINISH COLOR	ACCESSORY
FX fixture	TWP traditional wallpack	60 28/38/60W	SW Selectable Wattage	CCT3 3000K 4000K 5000K	BZ Bronze	PHO Photocell Included



TRADITIONAL WALL PACK & CCT 3

WALL & AREA LUMINAIRES

ORDERING

*P= Premium DLC / *S = Standard DLC

Watts (W)	Ordering Code	Description	CCT (K)	Lumens (Lm)	Equiv. Wattage (W)	Dim (V)	IP65 Rated	DLC (S/P)
28	9453	FXTWP28/40K/BZ-PHO	4000K	4,128	175	1-10V	•	P
28	9454	FXTWP28/50K/BZ-PHO	5000K	4,189	175	1-10V	•	P
38	9447	FXTWP38/40K/BZ-PHO	4000K	5,700	175-250	0-10V	•	P
38	9448	FXTWP38/50K/BZ-PHO	5000K	5,700	175-250	0-10V	•	P
60	9449	FXTWP60/40K/BZ-PHO	4000K	9,000	250-400	0-10V	•	P
60	9450	FXTWP60/50K/BZ-PHO	5000K	9,000	250-400	0-10V	•	P
80	9451	FXTWP80/40K/BZ-PHO	4000K	12,000	400- 575	0-10V	•	P
80	9452	FXTWP80/50K/BZ-PHO	5000K	12,000	400-575	0-10V	•	P
28	9455	FXTWP60SW/CCT3/BZ-PHO	3000K	4,404	175-400	0-10V	•	P
38			4000K	6,260	175-400	0-10V	•	P
60			5000K	9,134	175-400	0-10V	•	P
60	9456	FXTWP100SW/CCT3/BZ-PHO	3000K	9,065	400-750	0-10V	•	P
80			4000K	11,260	400-750	0-10V	•	P
100			5000K	14,500	400-750	0-10V	•	P
38	9534	FXTWP38/40K/BZ/347-PHO	4000K	5,700	175-250	0-10V	•	P
38	9535	FXTWP38/50K/BZ/347-PHO	5000K	5,700	175-250	0-10V	•	P
60	9536	FXTWP60/40K/BZ/347-PHO	4000K	9,000	250-400	0-10V	•	P
60	9537	FXTWP60/50K/BZ/347-PHO	5000K	9,000	250-400	0-10V	•	P
28	9532	FXTWP60SW/CCT3/BZ/347-PHO	3000K	4,060	175-400	0-10V	•	P
38			4000K	5,510	175-400	0-10V	•	P
60			5000K	8,700	175-400	0-10V	•	P
60	9533	FXTWP100SW/CCT3/BZ/347-PHO	3000K	8,700	400-750	0-10V	•	P
80			4000K	11,600	400-750	0-10V	•	P
100			5000K	14,500	400-750	0-10V	•	P

ACCESSORIES (Ordered Separately)



Motion Sensor
P10234 SEN-MC605V-D
(Microwave Motion Photocell Sensor 0-10V)



Replacement Glass Lens
P10002 LENS-TWP-SMALL
(Glass Lens Gasket for 28W)



Surge Protection
P10389 SPD-L-10KV-277
(Surge Protection 10KV 120-277V)



Wireguard
P10004 WG-TWP-MEDIUM
(Wireguard for Medium TWP
38W,60W,80W,100W,CCT3)



Replacement Glass Lens
P10000 LENS-TWP-MEDIUM
(Glass Lens Gasket for 38-100W, CCT3)



Surge Protection
P10390 SPD-L-20KV-277
(Surge Protection 20KV 120-277V)



Emergency Driver
7334 BAEM15-48BC/MV-A
(15W CEC Compliant LED Emergency Driver
for 38W, 60W, 80W, CCT3)



Replacement Plastic Lens
P10003 LENS-TWP-PC-MEDIUM
(Plastic Lens Gasket for 38-100W, CCT3)



Surge Protection
P10391 SPD-L-20KV-480
(Surge Protection 20KV 347-480V)



Emergency Driver
7336 BAEM4-60BC/MV-A
(4W CEC Compliant LED Emergency Driver
for 28W, 38W)



Shield
P10402 CVR-TWP-SMALL/BZ
(Shield cover- small 28W Bronze)



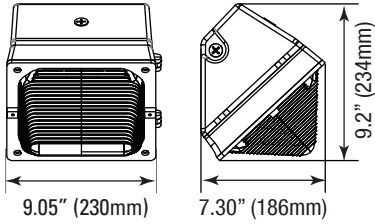
Shield
P10403 CVR-TWP-MEDIUM/BZ
(Shield cover- medium 38-100W Bronze)

TRADITIONAL WALL PACK & CCT 3

WALL & AREA LUMINAIRES

DIMENSIONS

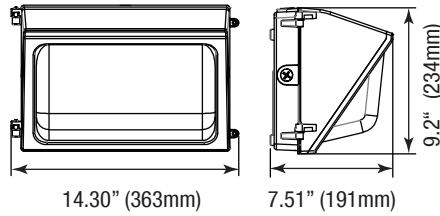
28W
5.51-lbs



38W
6.79-lbs

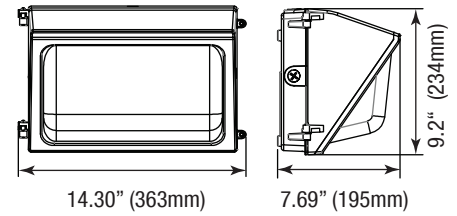
60W
6.86-lbs

CCT3 60W
6.86-lbs



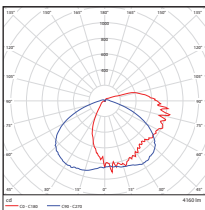
80W
8.07-lbs

CCT3 100W
9.26-lbs



PHOTOMETRICS CHART

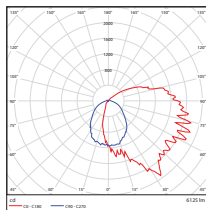
28 Watt
DLC Premium



Center Beam Fc	Beam Width
2.5R	136 fc 7.8 R 11.7 R
5.0R	34.0 fc 15.6 R 23.4 R
7.5R	15.4 fc 23.5 R 35.1 R
10.0R	8.50 fc 31.3 R 46.8 R
12.5R	5.44 fc 39.1 R 58.5 R
15.0R	3.78 fc 46.9 R 70.3 R

Vert. Spread: 114.0°
HORIZ. Spread: 133.0°

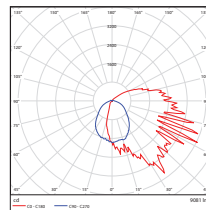
38 Watt
DLC Premium



Center Beam Fc	Beam Width
2.5R	182 fc 6.5 R 7.2 R
5.0R	45.4 fc 12.9 R 14.4 R
7.5R	20.2 fc 19.4 R 21.5 R
10.0R	11.3 fc 25.9 R 28.7 R
12.5R	7.26 fc 32.4 R 35.9 R
15.0R	5.04 fc 38.8 R 43.1 R

Vert. Spread: 104.6°
HORIZ. Spread: 110.3°

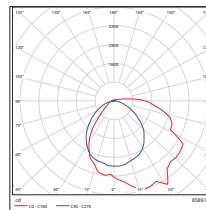
60 Watt
DLC Premium



Center Beam Fc	Beam Width
2.5R	284 fc 6.3 R 5.9 R
5.0R	71.1 fc 12.7 R 11.8 R
7.5R	31.6 fc 19.0 R 17.6 R
10.0R	17.8 fc 25.3 R 23.5 R
12.5R	11.4 fc 31.7 R 29.4 R
15.0R	7.90 fc 38.0 R 35.3 R

Vert. Spread: 103.4°
HORIZ. Spread: 99.3°

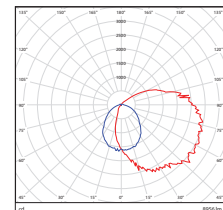
80 Watt
DLC Premium



Center Beam Fc	Beam Width
2.5R	436 fc 6.8 R 5.8 R
5.0R	109 fc 13.6 R 11.6 R
7.5R	48.5 fc 20.5 R 17.4 R
10.0R	27.3 fc 27.3 R 23.2 R
12.5R	17.5 fc 34.1 R 29.0 R
15.0R	12.1 fc 40.9 R 34.8 R

Vert. Spread: 107.5°
HORIZ. Spread: 98.5°

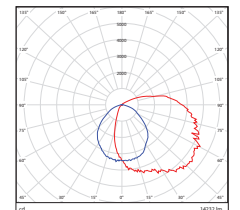
28/38/60 Watt (CCT)
DLC Premium



Center Beam Fc	Beam Width
2.5R	254 fc 6.8 R 7.0 R
5.0R	63.4 fc 13.6 R 13.9 R
7.5R	28.2 fc 20.4 R 20.9 R
10.0R	15.8 fc 27.2 R 27.9 R
12.5R	10.1 fc 34.0 R 34.8 R
15.0R	7.04 fc 40.7 R 41.8 R

Vert. Spread: 107.3°
HORIZ. Spread: 100.7°

60/80/100 Watt (CCT)
DLC Premium



Center Beam Fc	Beam Width
2.5R	540 fc 6.9 R 6.5 R
5.0R	137 fc 13.9 R 13.0 R
7.5R	60.9 fc 20.8 R 19.5 R
10.0R	34.3 fc 27.8 R 26.0 R
12.5R	21.9 fc 34.7 R 32.5 R
15.0R	15.2 fc 41.7 R 39.0 R

Vert. Spread: 108.5°
HORIZ. Spread: 104.9°

PACKAGE

Case Qty 1 pc

