

FMD FLUSH MOUNT DISK CCT5

DESCRIPTION

naturaLED® ultra-low profile flush mount disk (FMD), promoting an even light distribution with CRI 90 ratings. With versatile installation methods, our FMD can be install flush mount into standard junctions box or retrofit for recessed down light housings. Featuring “selectable color temperature” can easily adjust the color temperature by the color switch to 2700K, 3000K, 3500K, 4000K, or 5000K.

APPLICATIONS

Kitchen, Decoration, Hallway, Bedroom, Ceiling Mount Lighting

FEATURES

- Energy Star
- Wet Location
- UL Listed
- Uniform light distribution and consistent color
- Lightweight and easy installation
- Selectable Color Temperature: 27K, 30K, 35K, 40K, 50K
- Input line voltage: 120V
- Input Current: 0.12A
- Surge Protection: 2.5KV
- CRI: 90
- Powerfactor >0.9
- Beam Angle: 110°
- Incandescent Dimming
- Operating temperature: -4°F - 104°F
- Recommended ceiling height: 9-10ft
- 5 Year Warranty
- Finish: White

PROJECT:

SCHEDULE:



DATE:

PREPARE BY:

NOTES:



Rated Life 50,000 Hours
Warranty 5 Years



SAMPLE NUMBER LED6FMD-110L9CCT5

STYLE	DIAMETER	SERIES	LUMENS	CRI	COLOR TEMP
LED led lighting	6 6 inch	FMD flush mount disk	110L 1,100 lumens	9 CRI 90	CCT5 selectable color temp 27K,30K,35K,40K,50K



FLUSH MOUNT DISK CCT5

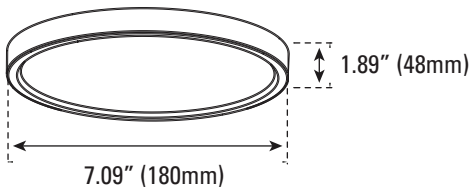
CEILING & AREA LUMINAIRES

ORDERING

Watts (W)	Ordering Code	Description	CCT (K)	Lumens (Lm)	Equiv. Wattage (W)	Size	Wet Location	Energy Star
14	9440	LED6FMD-110L9CCT5	27/30/35/40/50K	1,100	100	6"	•	•

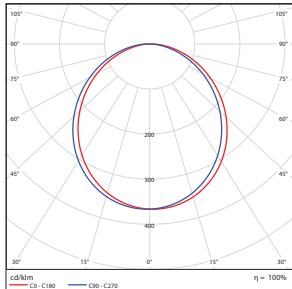
DIMENSIONS

14W (6-inch)
1.10-lbs



PHOTOMETRICS CHART

14W (6-inch)
Energy Star



Center Beam Fc	Beam Width	
1.3R	246 fc	3.5 ft 3.5 ft
2.7R	57.0 fc	7.4 ft 7.3 ft
4.0R	26.0 fc	10.9 ft 10.8 ft
5.3R	14.8 fc	14.5 ft 14.4 ft
6.7R	9.26 fc	18.3 ft 18.2 ft
8.0R	6.49 fc	21.8 ft 21.7 ft

■ Vert. Spread: 107.5°
■ Horiz. Spread: 107.2°

PACKAGE

Case Qty
10 pcs

