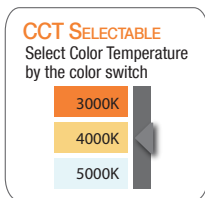


Project \_\_\_\_\_  
 Schedule \_\_\_\_\_ Date \_\_\_\_\_  
 Notes \_\_\_\_\_

## DESCRIPTION

naturalLED<sup>®</sup> Compact Flush Mounts (FMC) are an excellent replacement solution for traditional incandescent and fluorescent ceiling and wall mounted fixtures. Our FMC series is easy to install, dimmable, and damp location rated. Available FMC with multiple color temperature which can easily select: 3000K, 4000K, or 5000K. Perfect for residential, commercial and hospitality applications. Ideal for bathrooms, closets, small rooms, storage areas, hallways and stairways.

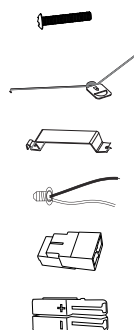


## FEATURES

- Energy Star Qualified
- ETL
- JA-8 / Title 24
- Selectable Color Temperature (3000K, 4000K, 5000K)
- Wet location
- Dimmable
- Recommended ceiling height: 9-10ft
- Lightweight and easy installation
- Flood Beam Angle
- CRI: 90
- Input Voltage: 120V
- Operating temperature: -4°F - 113°F

## ACCESSORIES

- KIT for recessed can installation



## APPLICATIONS

- Bathroom Lighting
- Decoration Lighting
- Hallway Lighting
- Bedroom Lighting
- Ceiling Mount Lighting

## WARRANTY

- 5 Year Warranty

## CCT SELECT



Ordering Information		EXAMPLE: LED7FMC-90L930			
LED	7	FMC	90L	930	930
LED	Size	Series	Lumens	CRI	Color Temp
	7	FMC	90L 900+	9XX CRI90	X30 3000K
	Diameter	Flush Mount Compact			

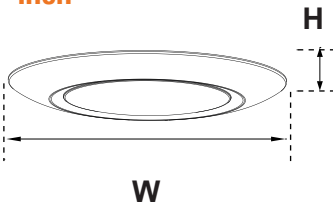
## ORDERING

\*P= Premium DLC / \*S = Standard DLC

Watts (W)	Ordering Code	Description	Color Temp (K)	Lumens (lm)	Equiv. Wattage (W)	Beam Angle	Rated Hrs	WET Location	Energy Star
15	9366	LED7FMC-90L930	3000K	953	100	Flood	50,000	•	•
15	9367	LED7FMC-90L9CCT3	3000K/4000K/5000K	714/935/794	100	Flood	50,000	•	•

## SPECIFICATIONS

7-inch



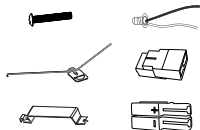
Wattage	Description	Height(H)	Width (W)	Weight
15W	7FMC	1.1" (28mm)	7.4" (188mm)	0.34 lbs
15W	7FMC-CCT3	1.1" (28mm)	7.4" (188mm)	0.34 lbs

## MOUNTING / ACCESSORIES

Optional

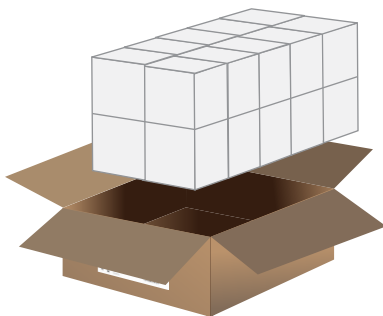
### Recessed Can Installation Kit

- P10261 MTK-FMC-E26-SPRING



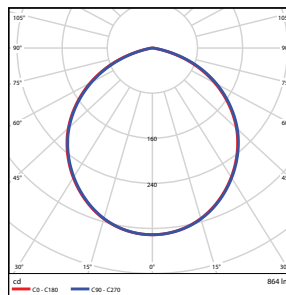
## PACKAGE

Master Pack: 20 pcs



## PHOTOMETRICS CHART

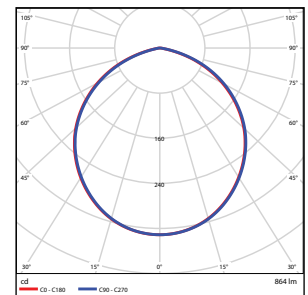
FMC (3000K)  
Energy Star



	Illuminance at a Distance	
	Center Beam fc	Beam Width
2.5ft	53.0 fc	6.9 ft
5.0ft	13.2 fc	13.8 ft
7.5ft	5.89 fc	20.6 ft
10.0ft	3.31 fc	27.5 ft
12.5ft	2.12 fc	34.4 ft
15.0ft	1.47 fc	41.3 ft

■ Vert. Spread: 108.0°  
■ Horiz. Spread: 108.1°

FMC (3/4/5000K)  
Energy Star



	Illuminance at a Distance	
	Center Beam fc	Beam Width
2.5ft	53.0 fc	6.9 ft
5.0ft	13.2 fc	13.8 ft
7.5ft	5.89 fc	20.6 ft
10.0ft	3.31 fc	27.5 ft
12.5ft	2.12 fc	34.4 ft
15.0ft	1.47 fc	41.3 ft

■ Vert. Spread: 108.0°  
■ Horiz. Spread: 108.1°