

DOWNLIGHT CRI 90 - JA8



Product Description

naturaLED® Title 24/JA8-2016 Recessed Downlight Kit (CRI90) Retrofits are a simple LED lighting solution to replace 60W to 120W incandescent recessed lamp types. Designed as an energy efficient lighting solution for the industry's most popular 4 to 6 inch recessed downlight fixtures. Easy installation and certified Air-Tight, our retrofit recessed downlights are dimmable, CRI 90 rated and come with an E26 adapter. The 5 to 6 inch model has torsion clips that are adjustable and will easily fit in a 5 or 6 inch recessed can



Features & Benefits

- ▶ Energy Star Certified
- ▶ UL Wet
- ▶ Title20, Title24/JA8-2016
- ▶ Certified Air-Tight per ASTM E283-04
- ▶ Wide selection of color temperature
- ▶ Uniform light distribution and consistent color
- ▶ Direct Replacement
- ▶ Instant on
- ▶ Contains no mercury or lead
- ▶ Built-in power connector with adjustable torsion clips
- ▶ 50,000 hrs rated average life

Specifications

- ▶ Input line voltage: 120V
- ▶ CRI: 90
- ▶ Power Factor: >0.9
- ▶ Dimmable
- ▶ Beam Angle: Flood
- ▶ Operating temperature: -4°F - 104°F
- ▶ Finish: White

Applications

- ▶ Residential Lighting
- ▶ Decorative Lighting
- ▶ Recessed Downlight
- ▶ Retail Lighting
- ▶ Restaurant Lighting
- ▶ Hospitality Lighting

Optional Accessories

- ▶ GU24 Base



- ▶ Trim Options



Included with downlight

- ▶ E26 Base



Ordering Information

Code	Description	CCT	Watt	Lumen	Equiv Wattage	Size	CRI	Dim	Rated Hrs	DAMP LOCATION	Energy Star	JA8 2016	20
7688	LED4RL9-54L930	3000K	9	540	60	4-inch	90	Yes	50,000	•	•	•	•
7689	LED4RL9-54L940	4000K	9	540	60	4-inch	90	Yes	50,000	•	•	•	•
7690	LED4RL9-54L950	5000K	9	540	60	4-inch	90	Yes	50,000	•	•	•	•
7691	LED6RL15-110L930	3000K	15	1,100	120	5/6-inch	90	Yes	50,000	•	•	•	•
7692	LED6RL15-110L940	4000K	15	1,100	120	5/6-inch	90	Yes	50,000	•	•	•	•
7693	LED6RL15-110L950	5000K	15	1,100	120	5/6-inch	90	Yes	50,000	•	•	•	•

Accessories (available for purchase)

Base

P10029 ADP-RLGU24-N
(GU24 Socket Adaptor for LED Recessed Retrofit Kit)



Trim

P10170 RT-4RL9-BK
(Recessed Trim 4"RL9W-Black)



P10171 RT-4RL9-CH
(Recessed Trim 4"RL9W-Chrome)




P10173 RT-6RL15-BK
(Recessed Trim 6"RL15W-Black)

P10174 RT-6RL15-CH
(Recessed Trim 6"RL15W-Chrome)

P10172 RT-4RL9-CH-WH
(Recessed Trim 4"RL9W-Chrome/White)



P10176 RTS-4RL9-WH
(Recessed Trim 4"RL9W-Square White)

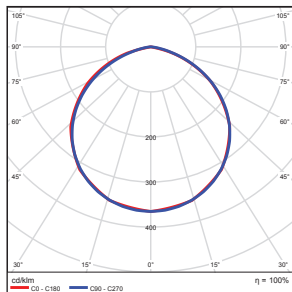


P10175 RT-6RL15-CH-WH
(Recessed Trim 6"RL15W-Chrome/White)

P10177 RTS-6RL15-WH
(Recessed Trim 6"RL15W-Square White)

Photometric Data

4RL - 9W



Zonal Lumen Summary

Zone	Lumens	% Luminaire
0-30	231.72	37.30
0-40	365.01	58.80
0-60	569.33	91.70
60-80	51.56	8.30
70-80	8.79	1.40
90-120	0.00	0.00
90-180	0.00	0.00
0-180	620.89	100.00

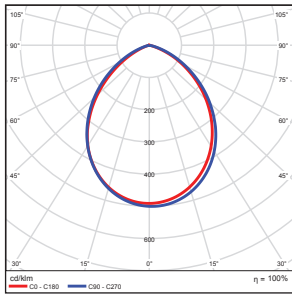
Total Luminaire Efficiency = 100.00%

Illuminance at a Distance

	Center Beam fc	Beam Width	
17.0ft	1.07 fc	33.7 ft	34.0 ft
34.0ft	0.27 fc	67.4 ft	68.0 ft
51.0ft	0.12 fc	101.2 ft	102.1 ft
68.0ft	0.07 fc	134.9 ft	136.1 ft
85.0ft	0.04 fc	168.6 ft	170.1 ft
102.0ft	0.03 fc	202.3 ft	204.1 ft

Vert. Spread: 89.5°
Horiz. Spread: 90.0°

6RL - 15W



Zonal Lumen Summary

Zone	Lumens	% Luminaire
0-30	377.56	36.70
0-40	596.76	58.10
0-60	940.85	91.60
60-80	86.70	8.40
70-80	14.53	1.40
90-120	0.00	0.00
90-180	0.04	0.00
0-180	1027.61	100.00

Total Luminaire Efficiency = 100.00%

Illuminance at a Distance

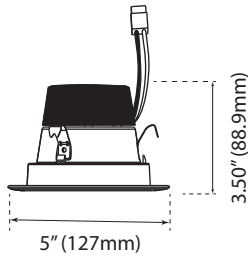
	Center Beam fc	Beam Width	
17.0ft	1.75 fc	33.6 ft	35.4 ft
34.0ft	0.44 fc	67.1 ft	70.7 ft
51.0ft	0.19 fc	100.7 ft	106.1 ft
68.0ft	0.11 fc	134.2 ft	141.4 ft
85.0ft	0.07 fc	167.8 ft	176.8 ft
102.0ft	0.05 fc	201.4 ft	212.1 ft

Vert. Spread: 89.3°
 Horiz. Spread: 92.2°

Product Dimension

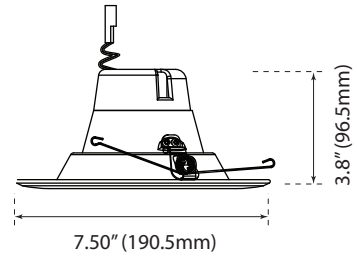
4-inch

Weight: 0.93-lbs




5/6-inch

Weight: 1.19-lbs



Package

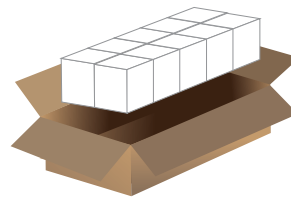
4-inch



Package (Master)

20

5/6-inch



Package (Master)

10